

**Albany Project HOPE**  
**Homeless Outreach and Engagement Program**  
**Berkeley Food and Housing Project Narrative Report to City Council**  
**October 2021-December 2021**

**Activities To-Date**

Great care is taken when engaging with unhoused individuals who often require multiple outreach attempts to build rapport and trust. The Albany Project Hope team continues to be available for outreach efforts when called by Albany PD, the Albany CARES team, and during regularly scheduled outreach shifts. Our Housing Navigator continues to conduct weekly and daily high-need client home visits to ensure clients receive needed support adjusting to new housing units. These home visits include checking if clients have adequate food, maintaining a level of cleanliness of the team, and not hoarding. Encourage clients to participate in essential self-care and hygiene routines, abide by the landlord and rental agreement rules, and practice other life skills for successful housing stability, including money management. Problem-solving and mediation between recently housed clients and their landlords are provided to ensure clients can maintain housing and retain relationships with landlords who, in return, will continue to partner with us in housing clients in the future.

This quarter, the Housing Navigator (HN) facilitated 46 conversations about housing and obtaining benefits and helped with paperwork for housing or benefits 35 times. Although motel stays have been paused, one client did receive a short-term stay this quarter. The HN has provided 26 referrals and linkages to other emergency housing resources and shelters. We understand that frequent home visits are critical to increasing housing retention and providing essential tenancy support to formerly homeless individuals, paired with life skills assistance. Our HN conducted nearly 60 home visits and conversations during this quarter to support life skills development. The HN conducted outreach to an astonishing 33 unsheltered persons and completed 20 housing case plans. Three permanently housed clients have now been in their units for six months. An additional person has been in their apartment for over 12 months. Five clients were successfully matched with PSH units through Coordinated Entry and are working with the HN to obtain updated documents and complete additional paperwork to move forward with those matches. Transportation has been essential in assisting clients in securing and maintaining permanent housing, including transport and help to view new units, transport to grocery stores, medical appointments, and obtaining money orders and other payment vouchers for their rent and shelter.

Outreach engagement focused on referrals from the Albany PD and Albany CARES team, including the continued support of one well-known and high-need client. The HN has continued working with this client to be eligible for a housing match through the Coordinated Entry System and successfully obtained an extension for this client's voucher. The team supported five clients with rental assistance this quarter. A reduction from the seven supported last quarter. This reduction is due to helping one client receive and move into the housing through Coordinated Entry and a second connected through a new program in Oakland designed to help keep residents in their units. Discussions surrounding cost-share for current units and other permanent housing

options continue to ensure all clients have housing stability once our services end. Staff have continued to support clients by providing Personal Protective Equipment (PPE), such as gloves and masks, and demonstrating the proper use of PPE.

### **Successes**

The Albany Project HOPE team has had several permanent housing matches and progress with a well-known, chronically homeless client this quarter. Five clients received PSH matches, one client was connected to a different resource in Oakland for ongoing support as needed, and one client successfully moved into an affordable housing unit. Additionally, one client completed paperwork for the request to port a section 8 voucher from HACA to Oakland Housing Authority, where the client is residing in a Rapid Rehousing unit.

Four clients who successfully moved into the Albany transitional house continued working on documents and completing assessments needed for PSH. Additionally, staff successfully continued to search for housing for a well-known and chronically disabled client who recently received a housing voucher. HN continues motivating clients to go into and stay in the shelter in the interim and until permanent housing is secured.

### **Challenges**

We continue to experience staffing challenges despite conducting several interviews as we recruit for the Supervisory Case Manager (SCM) position vacated in April 2021. However, we did make an offer to a candidate in December 2021 and are prepared to have the candidate start in January 2022 after the holiday season. The Associate Director of Programs (ADP) has continued to provide support to the Housing Navigator and has taken on most of the duties of the SCM. Additionally, although not a challenge, the program will be shifting leadership in 2022 to be supported by the Senior Program Manager (SPM) of Residential Services. The ADP and SPM will work closely during the third quarter as the program leadership transitions to ensure no gap in services and support for clients.

As noted last quarter, our clients' severe mental health disabilities make essential communication and coordination of services challenging for our team. Concerns with clients' responsiveness to phone calls, requests to meet, and their cooperation with obtaining required documentation such as accurate income statements have posed a challenge to securing housing units after a PSH match is received. Additional challenges include some clients refusing shelter options while awaiting permanent housing while others who have a temporary shelter stay choose to return to familiar locations in the community due to mental health disabilities, creating concern among the community. Some clients receive multiple PSH matches while others have yet to receive one, making it challenging to find housing support for those clients and, in return, discouraging them. Regular mental health assistance is needed to help some clients be successful in the search for obtaining and sustaining permanent housing.

**BFHP Albany Project Hope**  
**Project Performance Measures and Targets FY21-22**

\*Due on the 15th of each month following quarter end

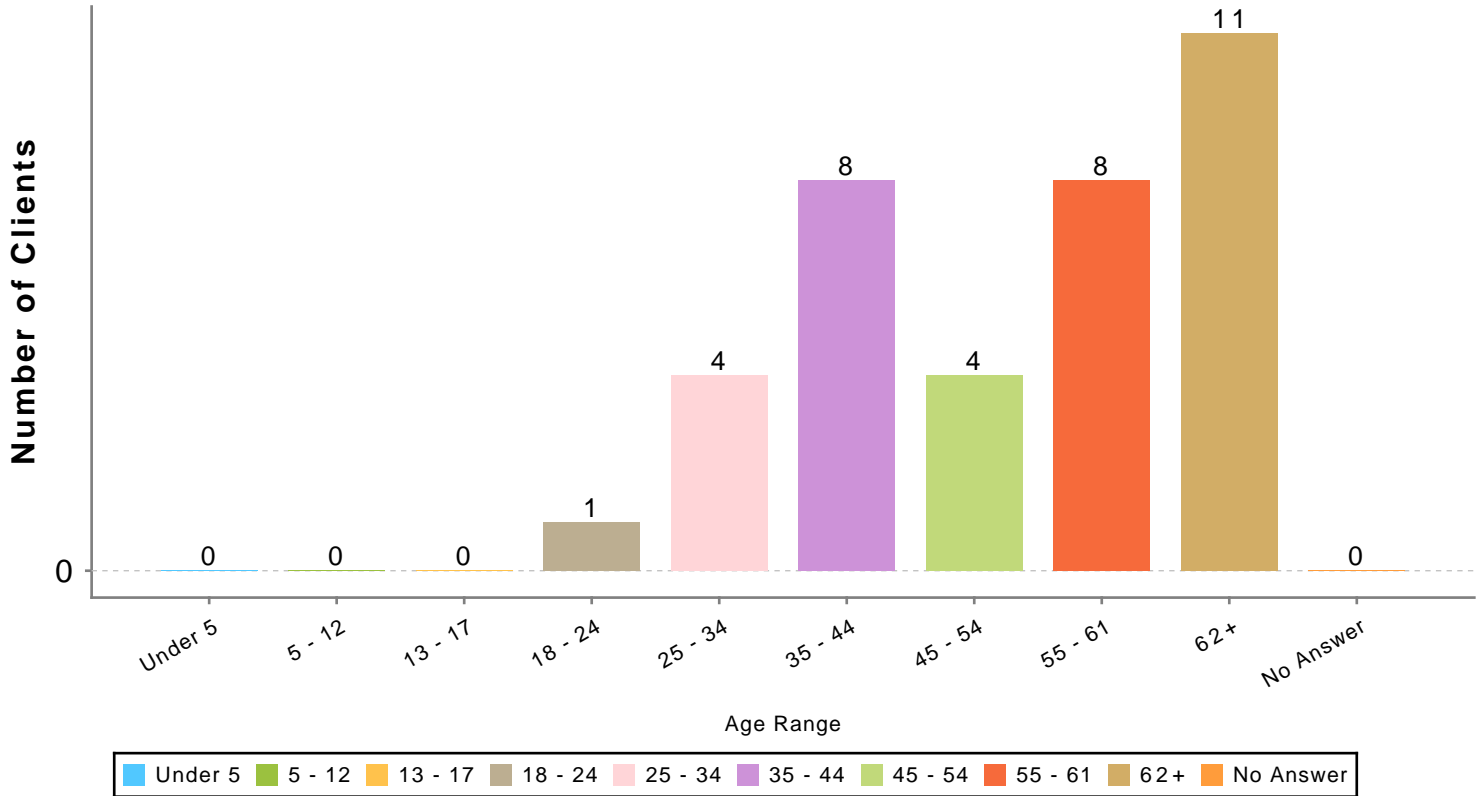
<b>Performance Measure</b>	<b>Target</b>	<b>Q1 progress/ activity</b>	<b>Q2 progress/ activity</b>	<b>Q3 progress/ activity</b>	<b>Q4 progress/ activity</b>	<b>Year to date statistics</b>	<b>Comments</b>
Outreach contacts (unduplicated contact with a new client)	60	17		33		50	
Performed initial intake/enrollment	40	2		1		3	
Number of housing case plans performed	25	10		20		30	
New Clients Housed (RRH)	12	0		0		0	
Master Leasing – New clients housed	10	4				4	
Clients maintaining housing for 6 months	8	4		3		7	
*Clients maintaining housing for a year	7	3		1		4	
Clients matched with PSH- Coordinated Entry	6	2		5		7	
New Clients - prevention	6	0		0		0	
Clients receiving flexible housing subsidy for move in costs	10	2		0		2	
Clients receiving short- term motel stay	8	0		1		1	
Clients served with Landlords incentives	12	0		0		0	

\*May include duplicate  
clients



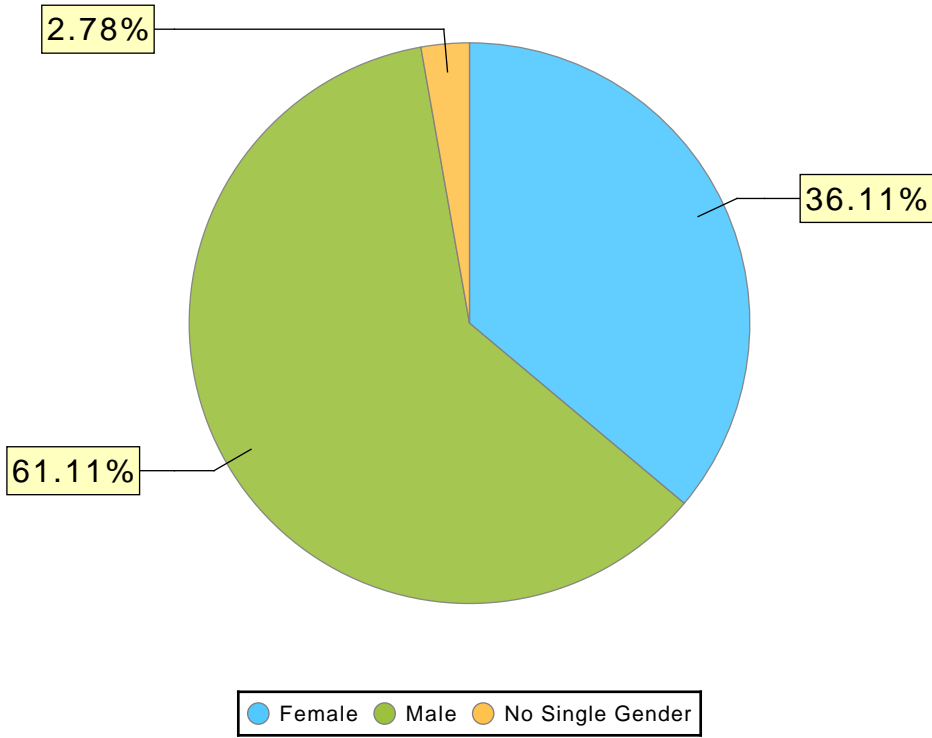
### HOUSING NAVIGATION

### Age Range Chart



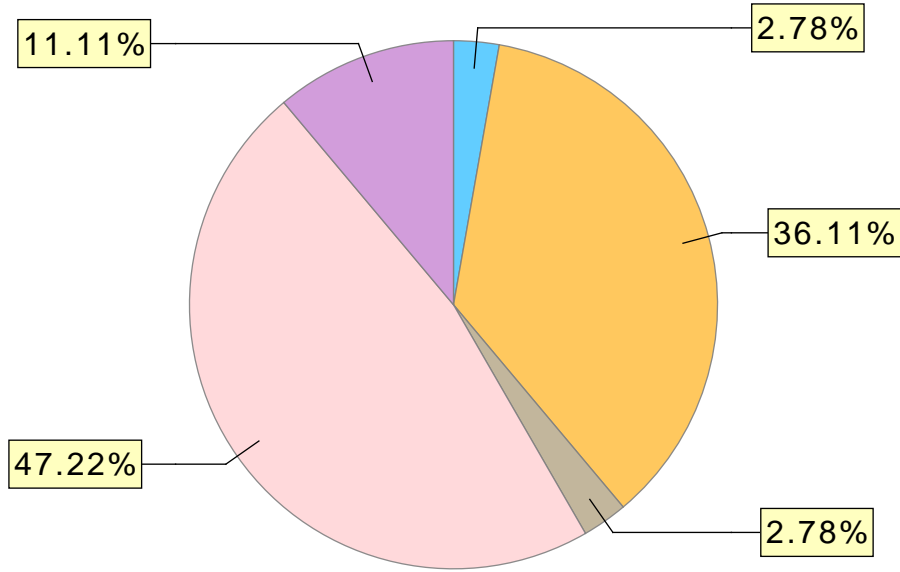
Age Range	# of Clients
Under 5	0
5 - 12	0
13 - 17	0
18 - 24	1
25 - 34	4
35 - 44	8
45 - 54	4
55 - 61	8
62+	11
No Answer	0
<b>Total:</b>	<b>36</b>

### Gender Chart



Gender	# of Clients
Female	13
Male	22
No Single Gender	1
Transgender	0
Questioning	0
Client doesn't know	0
Client refused	0
No Answer	0
<b>Total:</b>	<b>36</b>

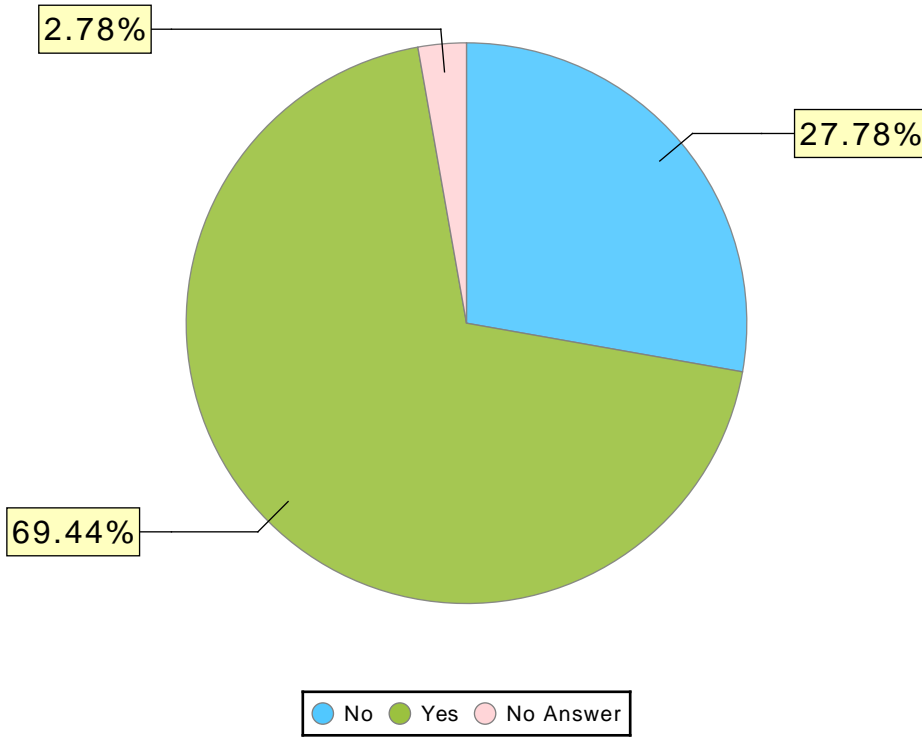
### Race Chart



- American Indian, Alaska Native, or Indigenous
- Black, African American, or African
- Native Hawaiian or Pacific Islander
- White
- Multiple races

Race	# of Clients
American Indian, Alaska Native, or Indigenous	1
Asian or Asian American	0
Black, African American, or African	13
Native Hawaiian or Pacific Islander	1
White	17
Multiple races	4
Client Don't know / Refused	0
No Answer	0
<b>Total:</b>	<b>36</b>

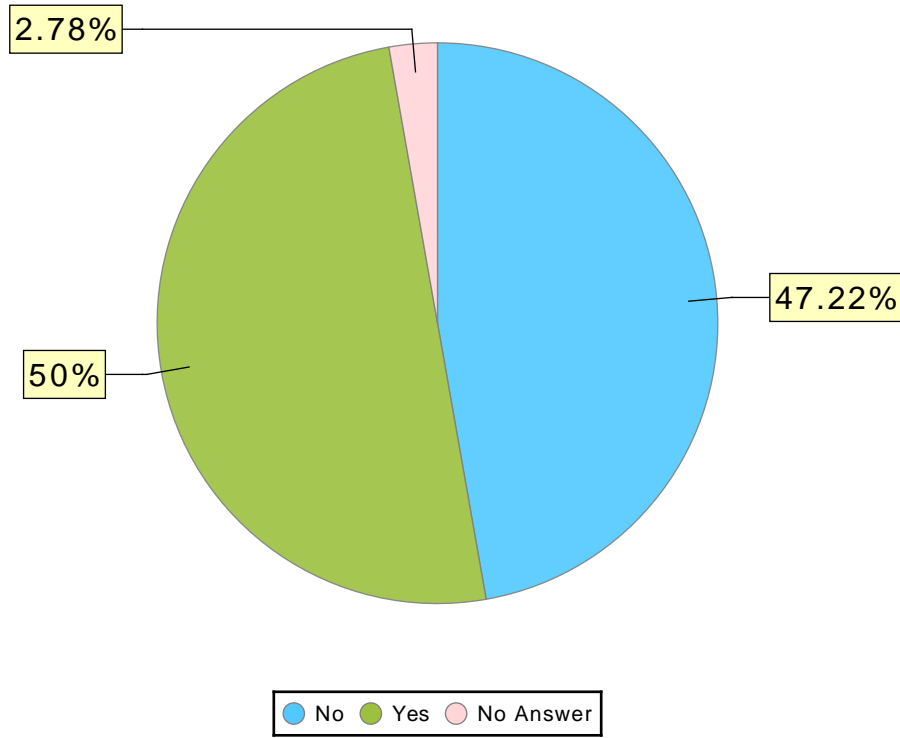
**Disabled (Adults & HoH) Chart**



Disabled (Adults & HoH)	# of Clients
No	10
Yes	25
Client doesn't know	0
Client refused	0
No Answer	1
<b>Total:</b>	<b>36</b>

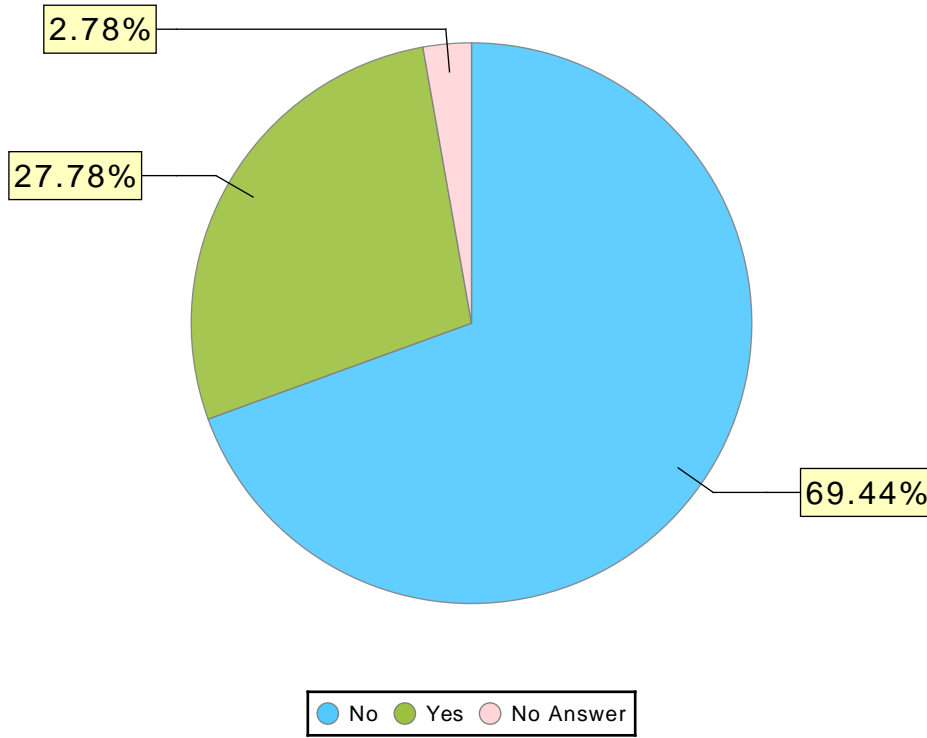


**Physical Disability Chart**



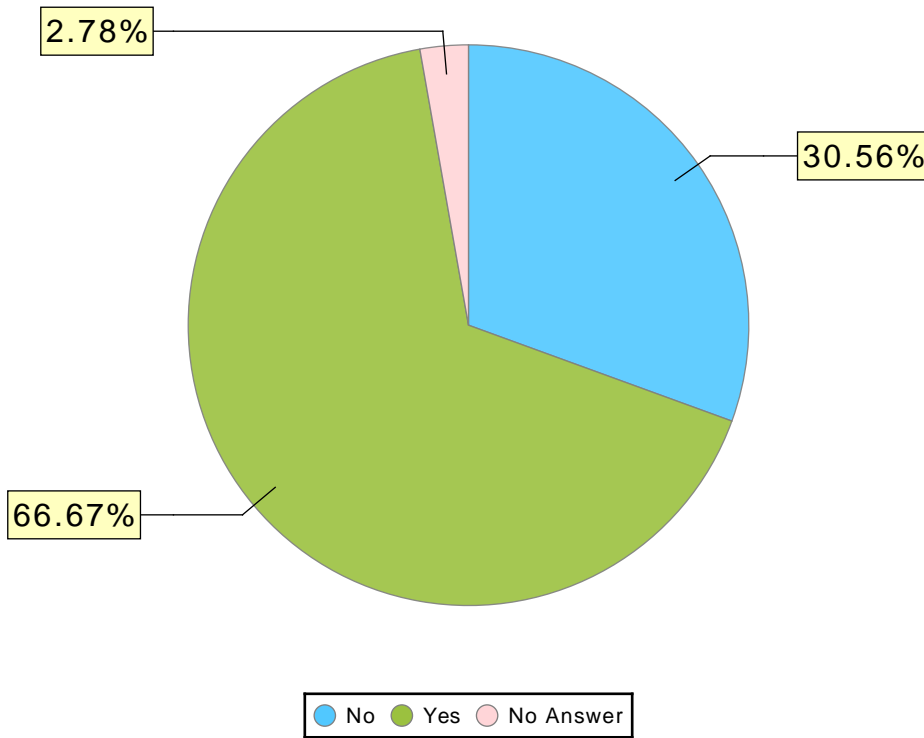
Physical Disability	# of Clients
No	17
Yes	18
Client doesn't know	0
Client refused	0
No Answer	1
<b>Total:</b>	<b>36</b>

**Developmental Disability Chart**



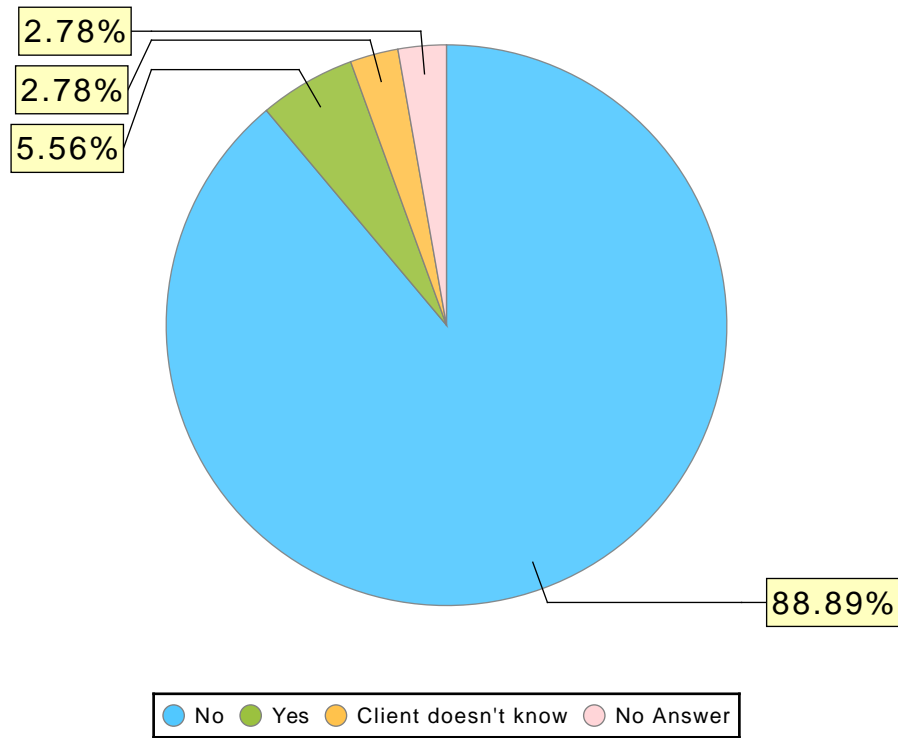
Developmental Disability	# of Clients
No	25
Yes	10
Client doesn't know	0
Client refused	0
No Answer	1
<b>Total:</b>	<b>36</b>

**Chronic Health Condition Chart**



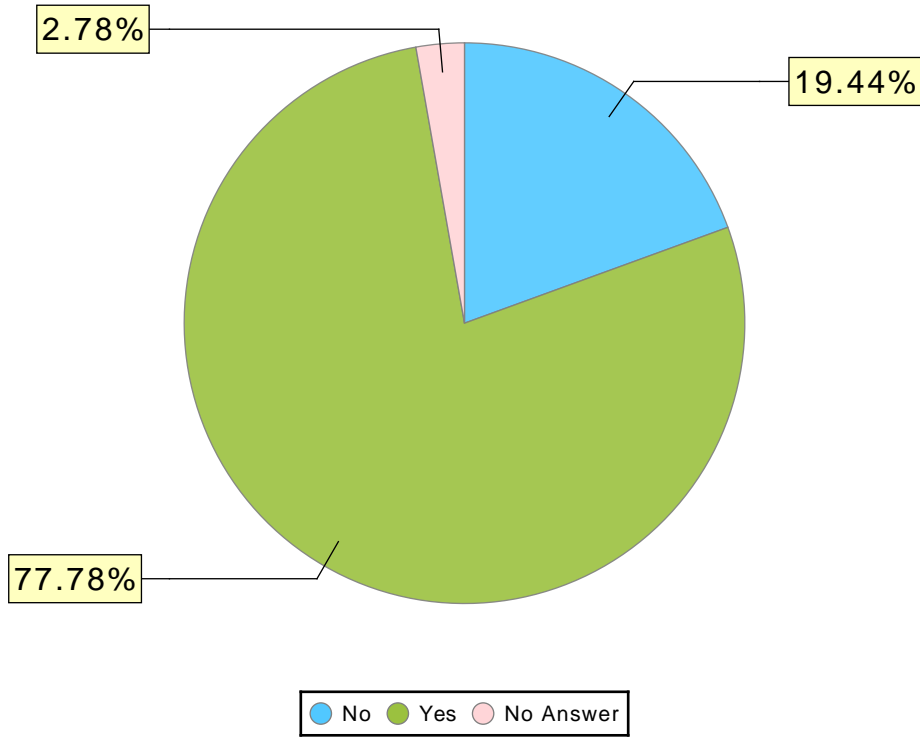
Chronic Health Condition	# of Clients
No	11
Yes	24
Client doesn't know	0
Client refused	0
No Answer	1
<b>Total:</b>	<b>36</b>

**HIV/AIDS Chart**



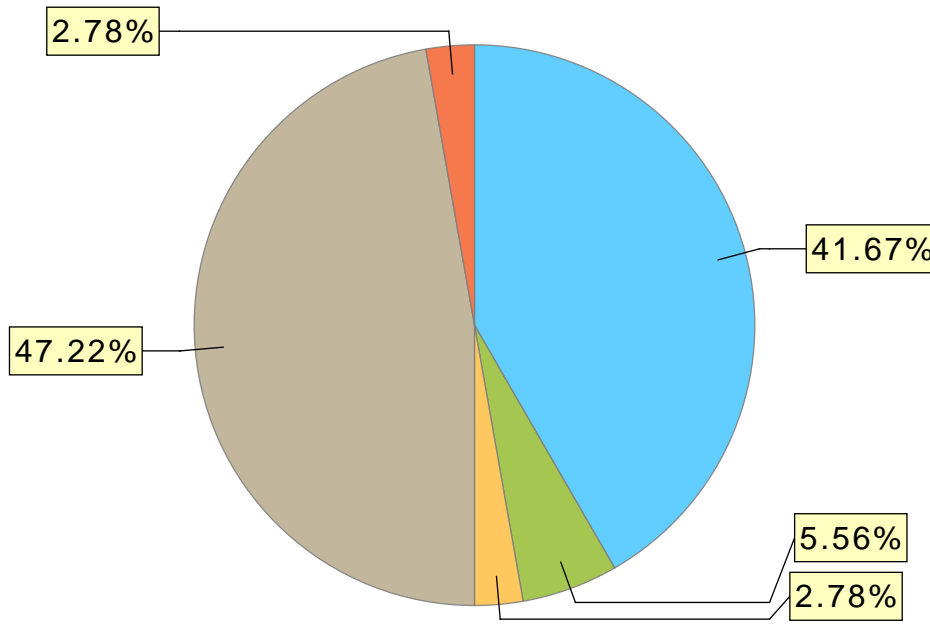
HIV/AIDS	# of Clients
No	32
Yes	2
Client doesn't know	1
Client refused	0
No Answer	1
<b>Total:</b>	<b>36</b>

**Mental Health Disorder Chart**



Mental Health Disorder	# of Clients
No	7
Yes	28
Client doesn't know	0
Client refused	0
No Answer	1
<b>Total:</b>	<b>36</b>

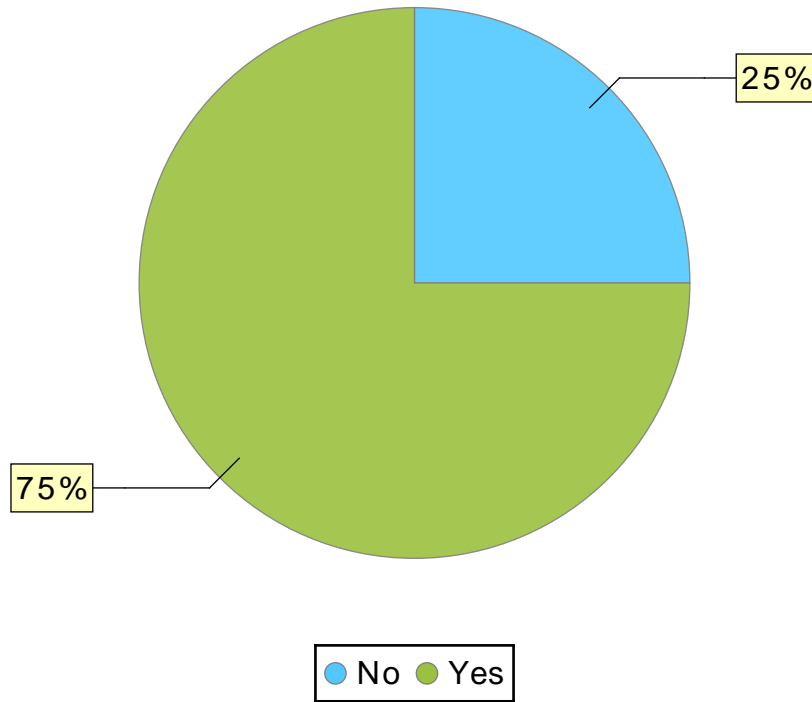
### Substance Use Disorder Chart



● No 
 ● Alcohol use disorder 
 ● Drug use disorder 
 ● Both alcohol and drug use disorders 
 ● No Answer

Substance Use Disorder	# of Clients
No	15
Alcohol use disorder	2
Drug use disorder	1
Both alcohol and drug use disorders	17
Client doesn't know	0
Client refused	0
No Answer	1
<b>Total:</b>	<b>36</b>

### Chronic Homelessness (Adults & HoH) Chart



Chronic Homelessness (Adults & HoH)	# of Clients
No	9
Yes	27
Clients Entering from Homelessness	# of Clients
Yes	34
No	2
Approximate Date Started	# of Clients
365 Days or More	29
Less Than 365 Days	5
Missing	0
Not applicable	2
Times Homeless in the Past Three Years	# of Clients
One Time	8
Two Times	0
Three Times	2
Four or more times	24
Client doesn't know	0
Client refused	0

# Client Demographics Report

## BFHP - Berkeley Food and Housing Project

Date Range: 10/01/2021 thru 12/31/2021

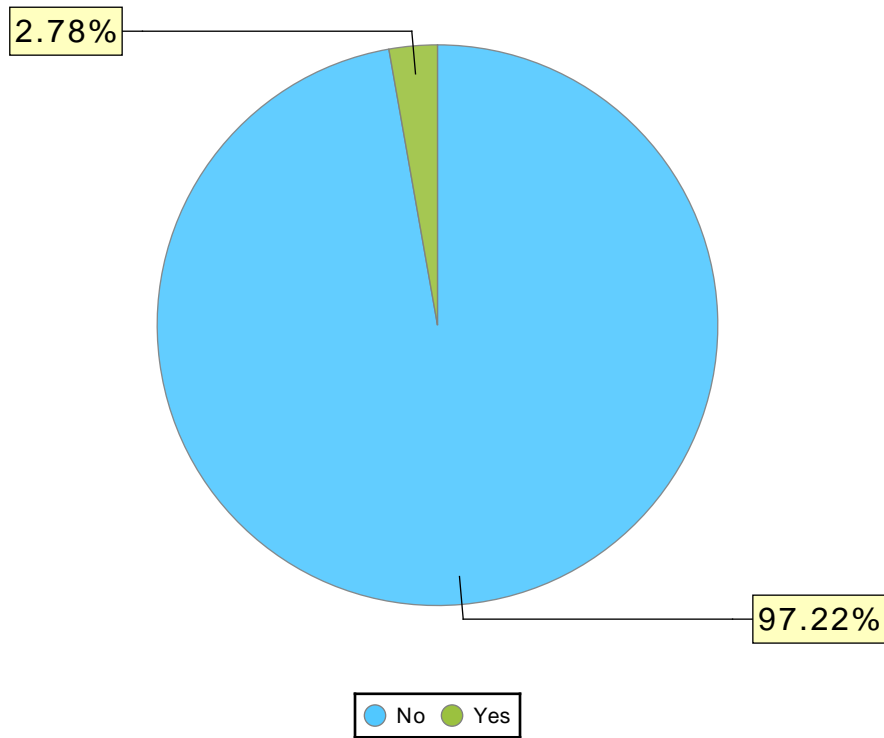
Veteran: All

Client Project Stays: All active

Times Homeless in the Past Three Years	# of Clients
No Answer	2
Total Months Homeless in the Past Three years	# of Clients
One month (this time is the first month)	0
Two Months	1
Three Months	0
Four Months	2
Five Months	2
Six Months	0
Seven Months	2
Eight Months	0
Nine Months	0
Ten Months	0
Eleven Months	0
Twelve Months	0
More than 12 Months	27
Client doesn't know	0
Client refused	0
No Answer	0
Not Applicable	2
<b>Total:</b>	<b>36</b>

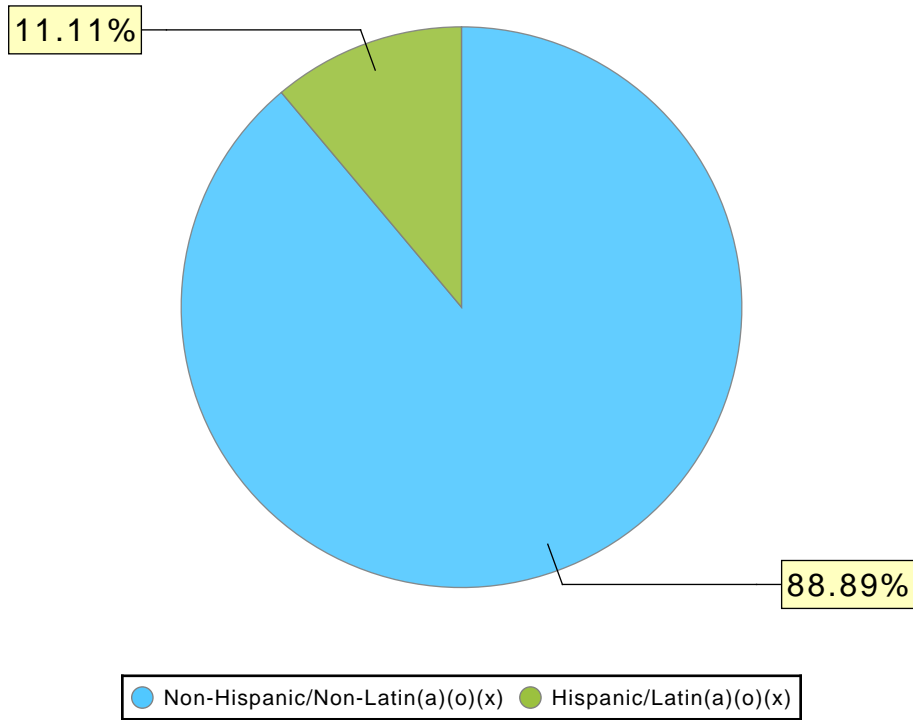


**Veteran Status (Adults Only) Chart**



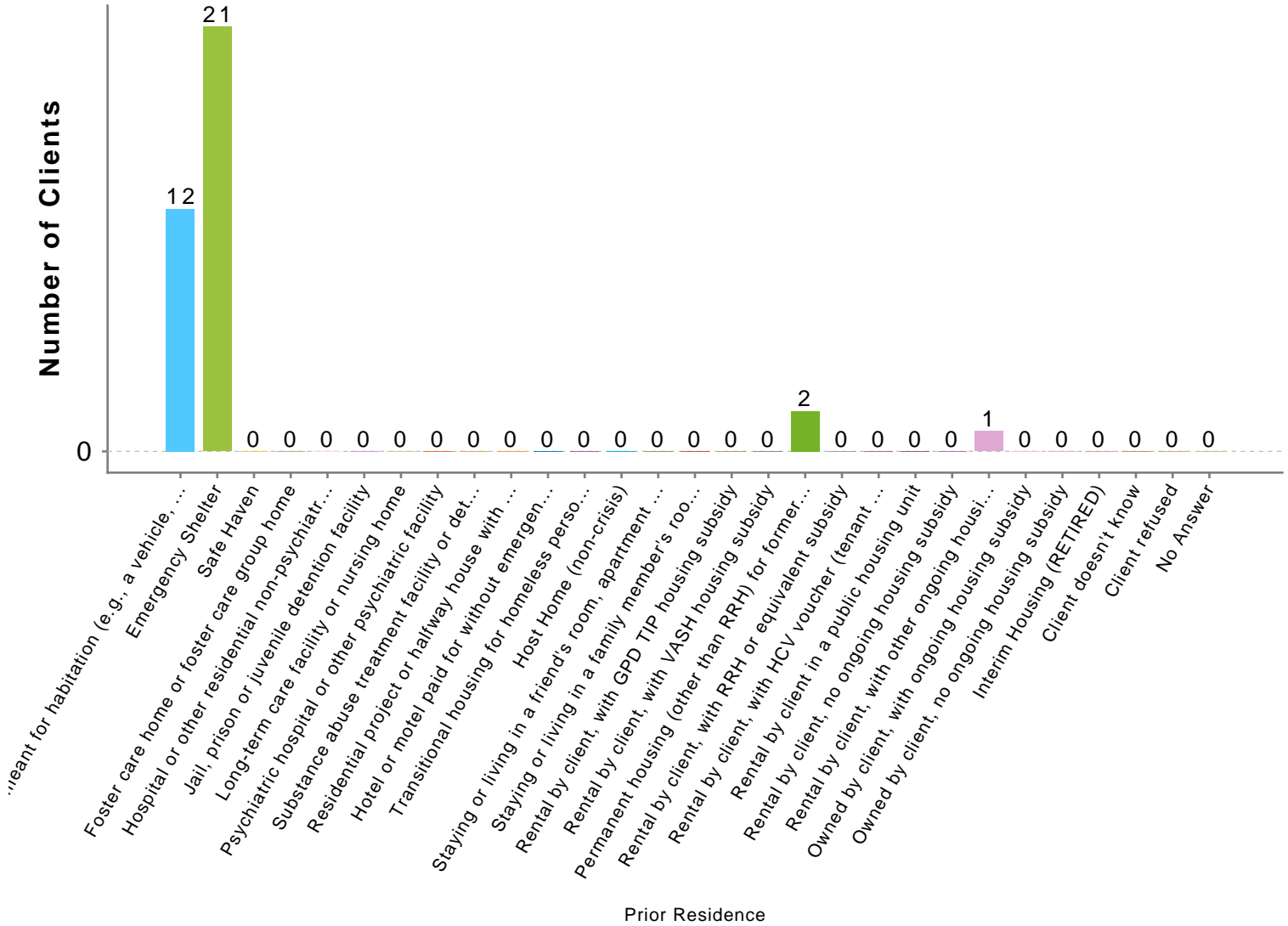
Veteran Status (Adults Only)	# of Clients
No	35
Yes	1
Client doesn't know	0
Client refused	0
No Answer	0
<b>Total:</b>	<b>36</b>

**Hispanic Ethnicity Chart**



Hispanic Ethnicity	# of Clients
Non-Hispanic/Non-Latin(a)(o)(x)	32
Hispanic/Latin(a)(o)(x)	4
Client doesn't know	0
Client refused	0
No Answer	0
<b>Total:</b>	<b>36</b>

### Prior Living Situation (Adults & HoH) Chart



Place not meant for habitation (e.g., a vehicle, an abandoned building, bus/train/subway station/airport or anywhere outside)	Safe Haven
Emergency shelter, including hotel or motel paid for with emergency shelter voucher, or RHY-funded Host Home shelter	Hospital or other residential non-psychiatric medical facility
Foster care home or foster care group home	Jail, prison or juvenile detention facility
Hospital or other residential non-psychiatric medical facility	Long-term care facility or nursing home
Jail, prison or juvenile detention facility	Psychiatric hospital or other psychiatric facility
Long-term care facility or nursing home	Substance abuse treatment facility or detox center
Psychiatric hospital or other psychiatric facility	Residential project or halfway house with no homeless criteria
Substance abuse treatment facility or detox center	Hotel or motel paid for without emergency shelter voucher
Residential project or halfway house with no homeless criteria	Transitional housing for homeless persons (including homeless youth)
Hotel or motel paid for without emergency shelter voucher	Host Home (non-crisis)
Transitional housing for homeless persons (including homeless youth)	Staying or living in a friend's room, apartment or house
Host Home (non-crisis)	Staying or living in a family member's room, apartment or house
Staying or living in a friend's room, apartment or house	Rental by client, with GPD TIP housing subsidy
Staying or living in a family member's room, apartment or house	Rental by client, with VASH housing subsidy
Rental by client, with GPD TIP housing subsidy	Permanent housing (other than RRH) for formerly homeless persons
Rental by client, with VASH housing subsidy	Rental by client, with RRH or equivalent subsidy
Permanent housing (other than RRH) for formerly homeless persons	Rental by client, with HCV voucher (tenant or project based)
Rental by client, with RRH or equivalent subsidy	Rental by client in a public housing unit
Rental by client, with HCV voucher (tenant or project based)	Rental by client, no ongoing housing subsidy
Rental by client in a public housing unit	Rental by client, with other ongoing housing subsidy
Rental by client, no ongoing housing subsidy	Owned by client, with ongoing housing subsidy
Rental by client, with other ongoing housing subsidy	Owned by client, no ongoing housing subsidy
Owned by client, with ongoing housing subsidy	Interim Housing (RETIRED)
Owned by client, no ongoing housing subsidy	Client doesn't know
Interim Housing (RETIRED)	Client refused
Client doesn't know	No Answer
Client refused	
No Answer	

Prior Living Situation (Adults & HoH)	# of Clients
---------------------------------------	--------------

# Client Demographics Report

## BFHP - Berkeley Food and Housing Project

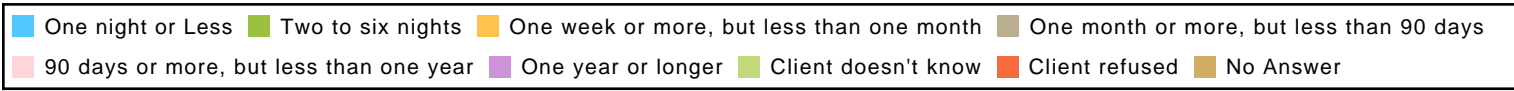
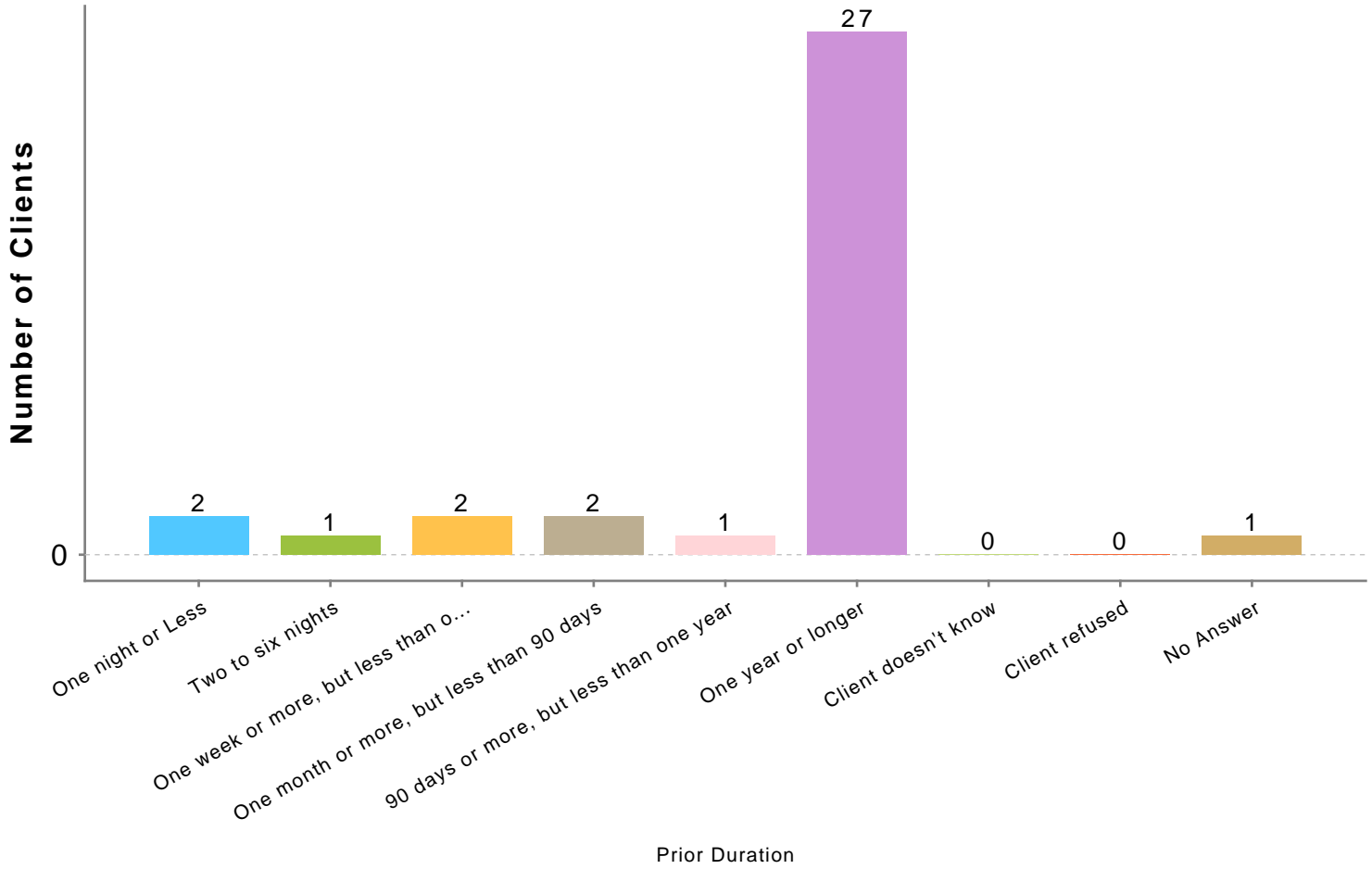
Date Range: 10/01/2021 thru 12/31/2021

Veteran: All

Client Project Stays: All active

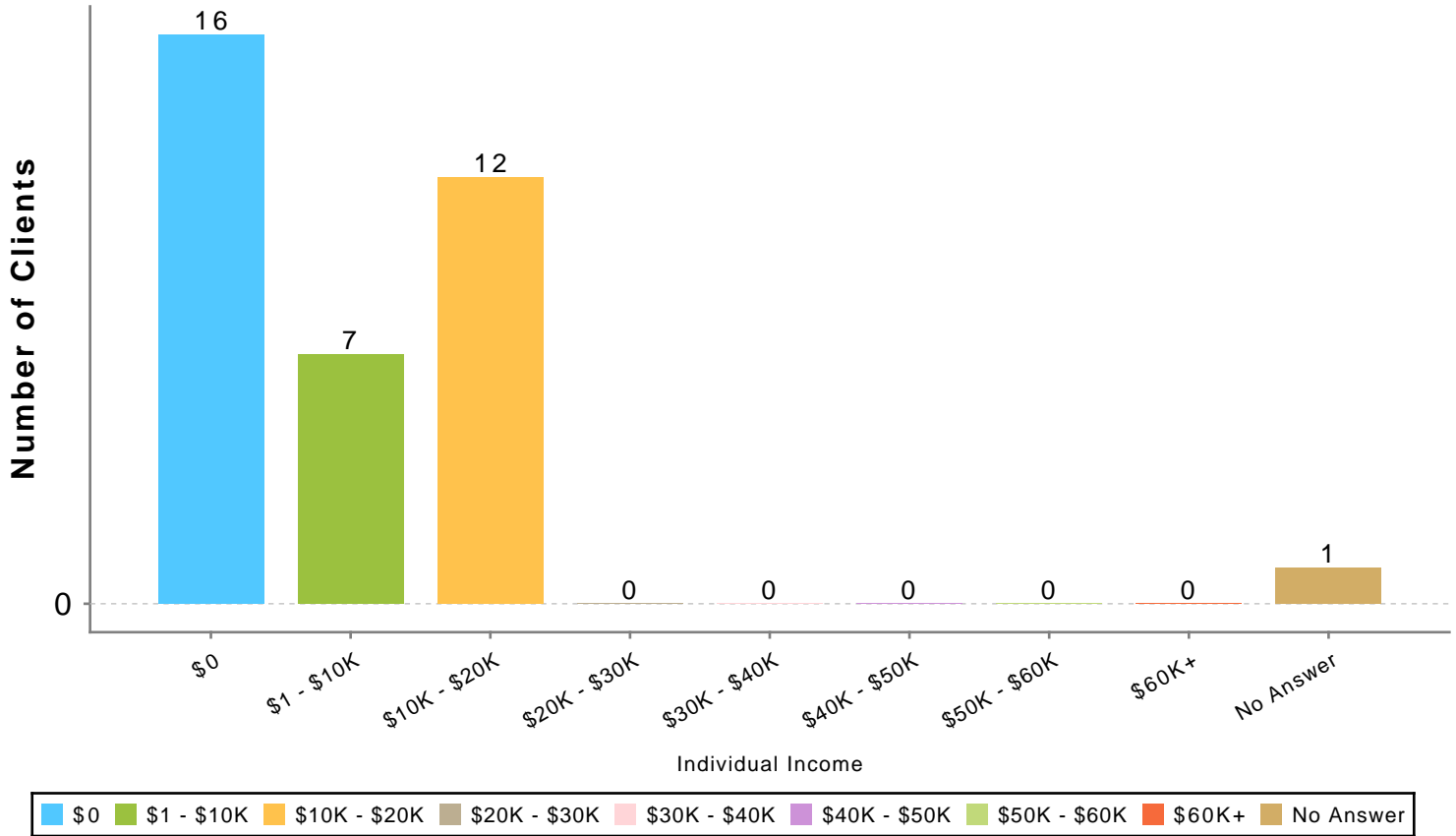
Prior Living Situation (Adults & HoH)	# of Clients
Place not meant for habitation (e.g., a vehicle, an abandoned building, bus/train/subway station/airport or anywhere outside)	12
Emergency shelter, including hotel or motel paid for with emergency shelter voucher, or RHY-funded Host Home shelter	21
Safe Haven	0
Foster care home or foster care group home	0
Hospital or other residential non-psychiatric medical facility	0
Jail, prison or juvenile detention facility	0
Long-term care facility or nursing home	0
Psychiatric hospital or other psychiatric facility	0
Substance abuse treatment facility or detox center	0
Residential project or halfway house with no homeless criteria	0
Hotel or motel paid for without emergency shelter voucher	0
Transitional housing for homeless persons (including homeless youth)	0
Host Home (non-crisis)	0
Staying or living in a friend's room, apartment or house	0
Staying or living in a family member's room, apartment or house	0
Rental by client, with GPD TIP housing subsidy	0
Rental by client, with VASH housing subsidy	0
Permanent housing (other than RRH) for formerly homeless persons	2
Rental by client, with RRH or equivalent subsidy	0
Rental by client, with HCV voucher (tenant or project based)	0
Rental by client in a public housing unit	0
Rental by client, no ongoing housing subsidy	0
Rental by client, with other ongoing housing subsidy	1
Owned by client, with ongoing housing subsidy	0
Owned by client, no ongoing housing subsidy	0
Interim Housing (RETIRED)	0
Client doesn't know	0
Client refused	0
No Answer	0
<b>Total:</b>	<b>36</b>

### Prior Living Duration (Adults & HoH) Chart



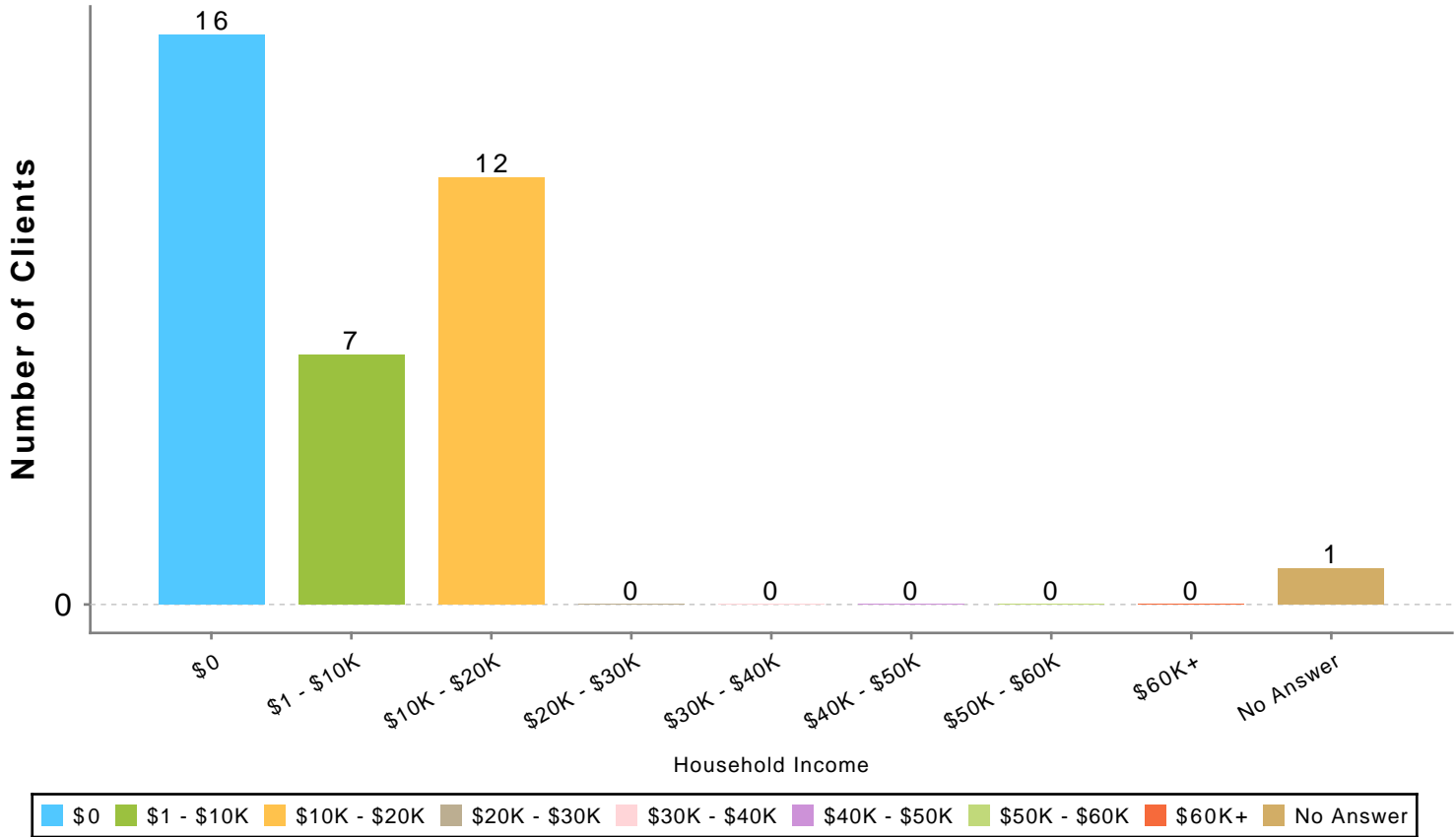
Prior Living Duration (Adults & HoH)	# of Clients
One night or Less	2
Two to six nights	1
One week or more, but less than one month	2
One month or more, but less than 90 days	2
90 days or more, but less than one year	1
One year or longer	27
Client doesn't know	0
Client refused	0
No Answer	1
<b>Total:</b>	<b>36</b>

### Individual Income (Adults & HoH) Chart



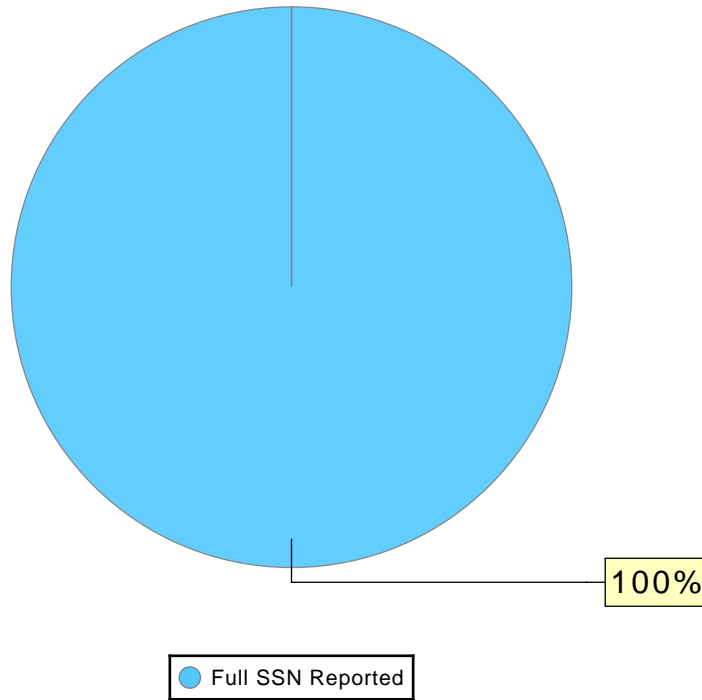
Individual Income (Adults & HoH)	# of Clients
\$0	16
\$1 - \$10K	7
\$10K - \$20K	12
\$20K - \$30K	0
\$30K - \$40K	0
\$40K - \$50K	0
\$50K - \$60K	0
\$60K+	0
No Answer	1
<b>Total:</b>	<b>36</b>

### Household Income Chart



Household Income	# of Clients
\$0	16
\$1 - \$10K	7
\$10K - \$20K	12
\$20K - \$30K	0
\$30K - \$40K	0
\$40K - \$50K	0
\$50K - \$60K	0
\$60K+	0
No Answer	1
<b>Total:</b>	<b>36</b>

**SSN Validity Chart**



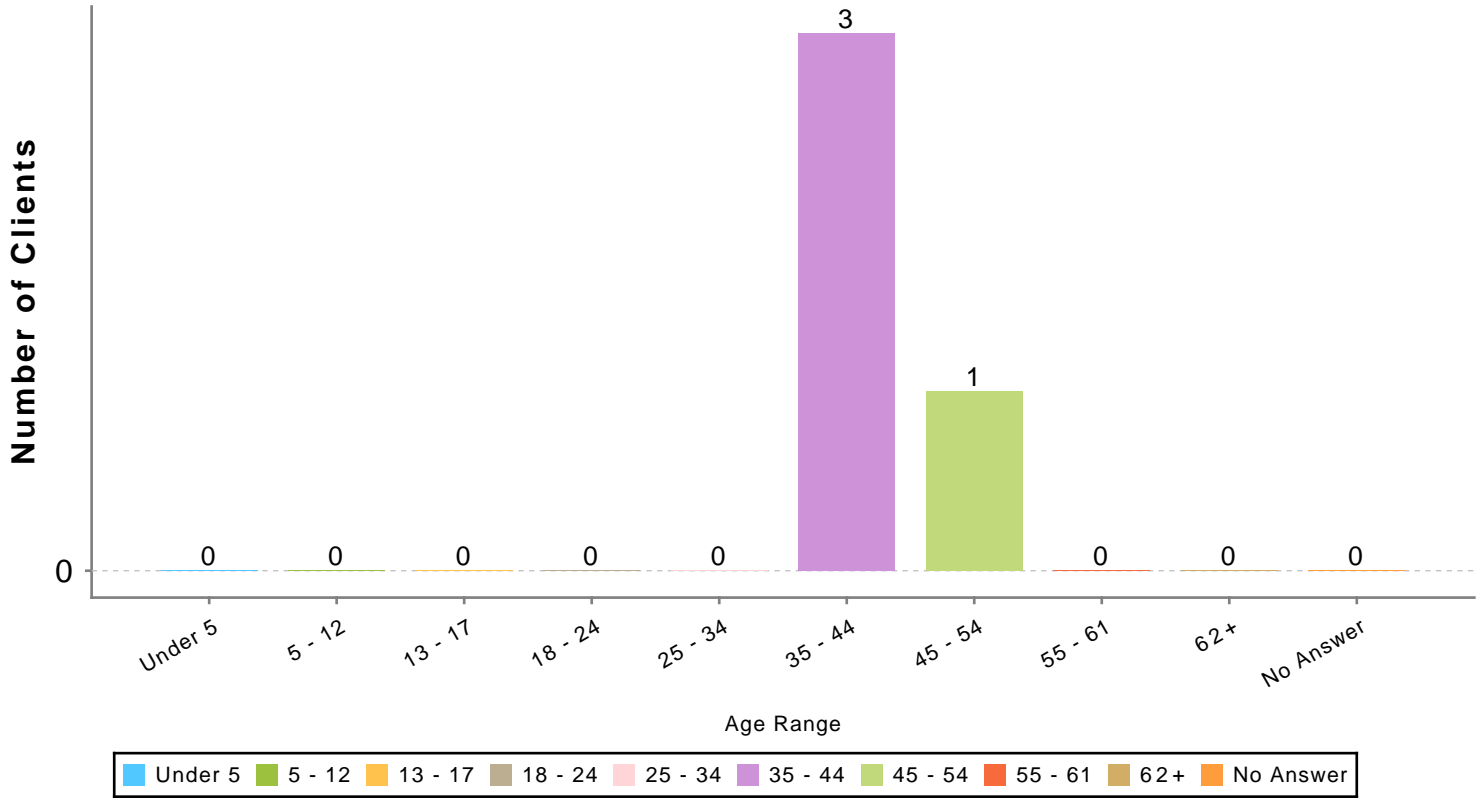
SSN Validity	# of Clients
Full SSN Reported	36
Approximate or partial SSN reported	0
Client doesn't know	0
Client refused	0
No Answer	0
<b>Total:</b>	<b>36</b>





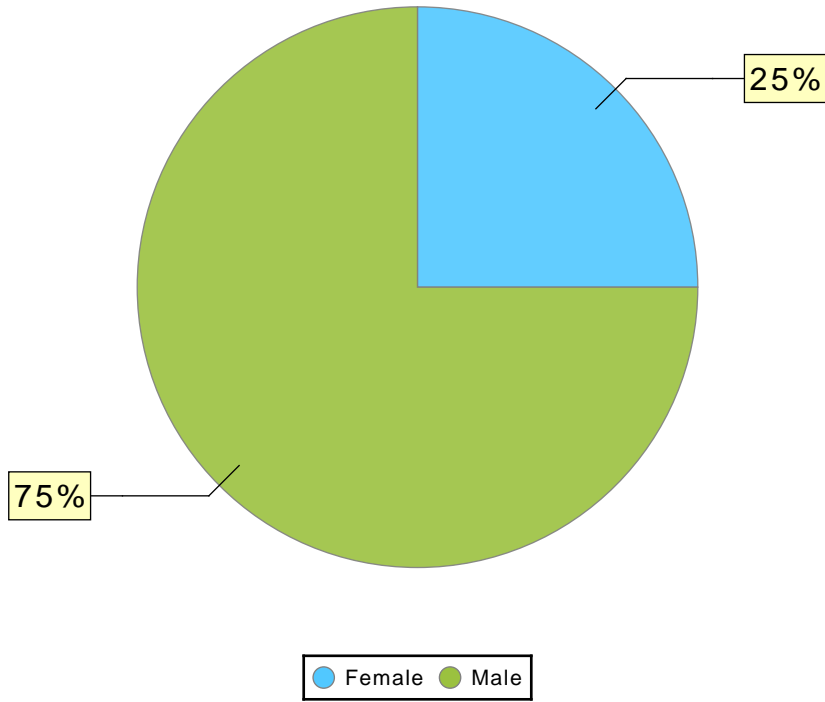
**OUTREACH**

**Age Range Chart**



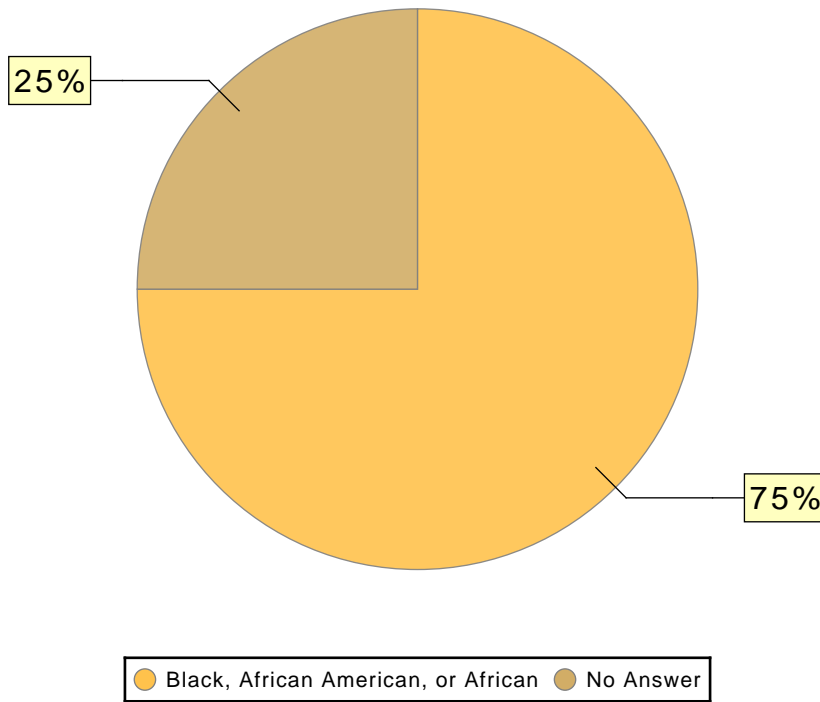
Age Range	# of Clients
Under 5	0
5 - 12	0
13 - 17	0
18 - 24	0
25 - 34	0
35 - 44	3
45 - 54	1
55 - 61	0
62+	0
No Answer	0
<b>Total:</b>	<b>4</b>

### Gender Chart



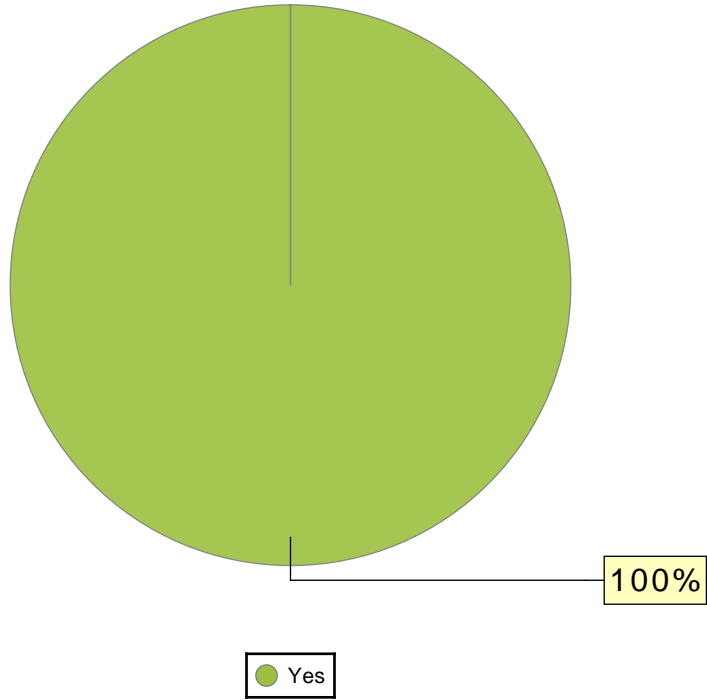
Gender	# of Clients
Female	1
Male	3
No Single Gender	0
Transgender	0
Questioning	0
Client doesn't know	0
Client refused	0
No Answer	0
<b>Total:</b>	<b>4</b>

**Race Chart**



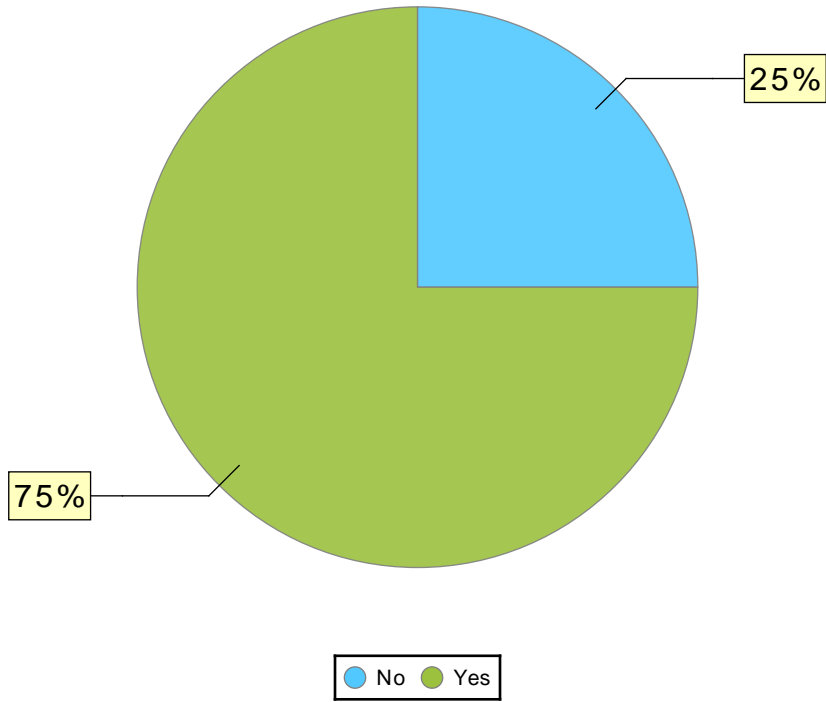
Race	# of Clients
American Indian, Alaska Native, or Indigenous	0
Asian or Asian American	0
Black, African American, or African	3
Native Hawaiian or Pacific Islander	0
White	0
Multiple races	0
Client Don't know / Refused	0
No Answer	1
<b>Total:</b>	<b>4</b>

**Disabled (Adults & HoH) Chart**



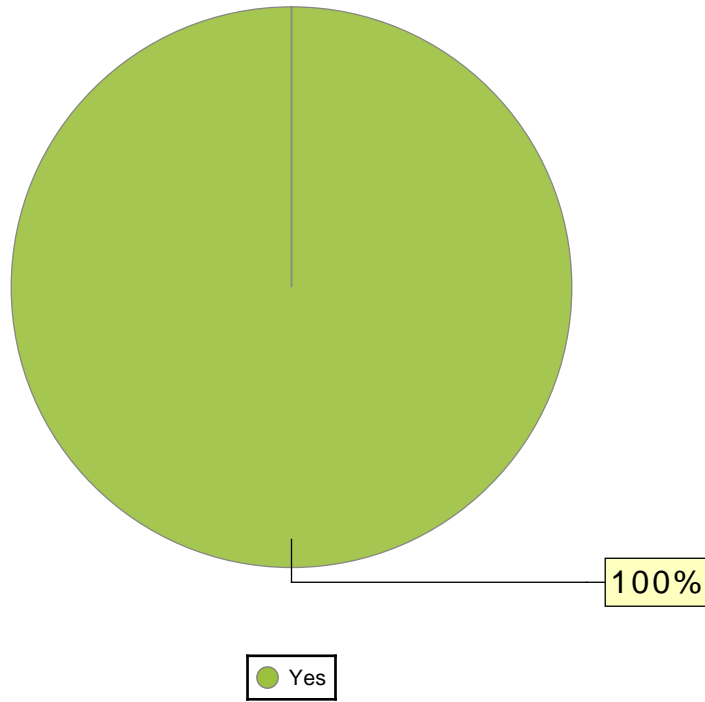
Disabled (Adults & HoH)	# of Clients
No	0
Yes	4
Client doesn't know	0
Client refused	0
No Answer	0
<b>Total:</b>	<b>4</b>

**Physical Disability Chart**



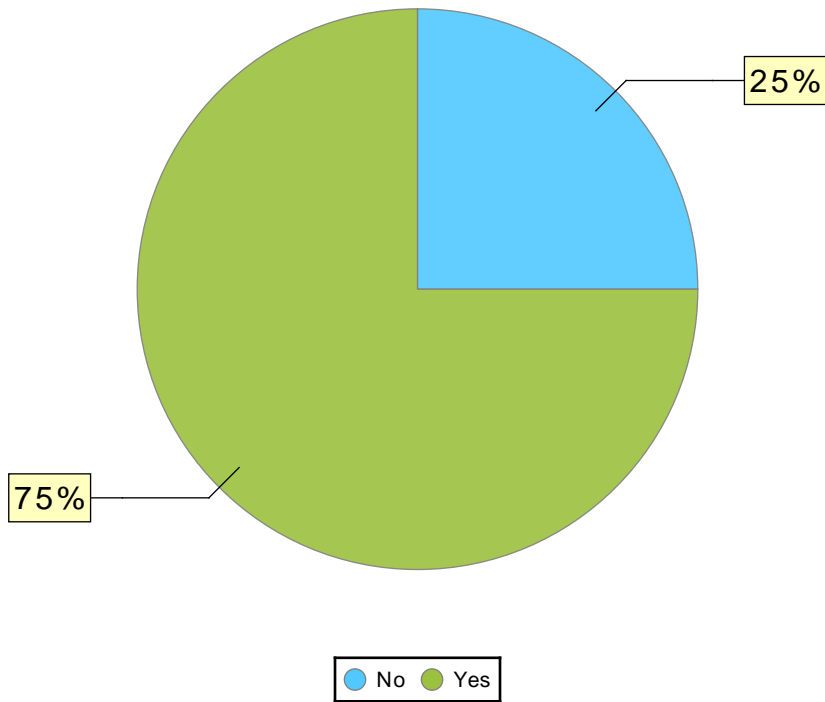
Physical Disability	# of Clients
No	1
Yes	3
Client doesn't know	0
Client refused	0
No Answer	0
<b>Total:</b>	<b>4</b>

**Developmental Disability Chart**



Developmental Disability	# of Clients
No	0
Yes	4
Client doesn't know	0
Client refused	0
No Answer	0
<b>Total:</b>	<b>4</b>

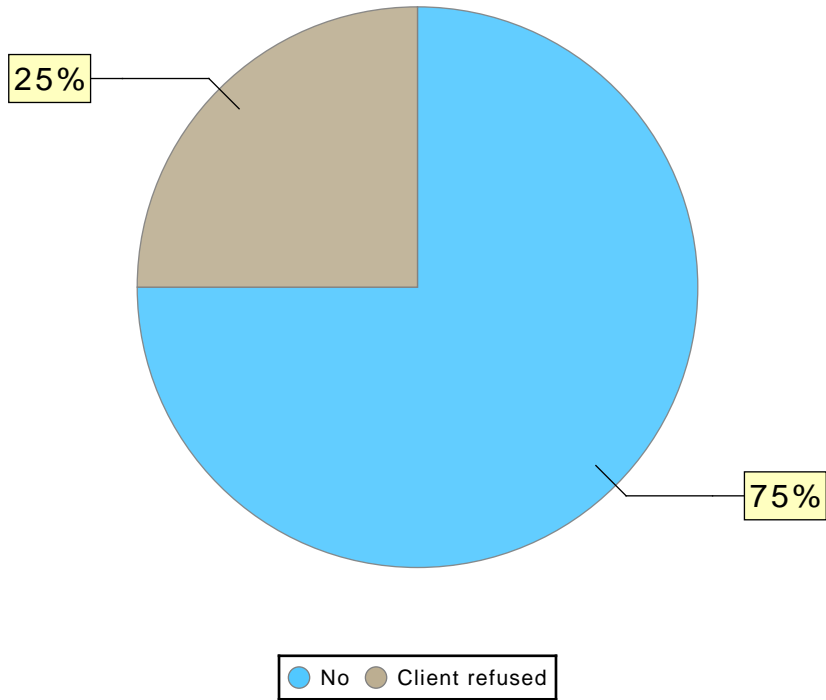
**Chronic Health Condition Chart**



Chronic Health Condition	# of Clients
No	1
Yes	3
Client doesn't know	0
Client refused	0
No Answer	0
<b>Total:</b>	<b>4</b>

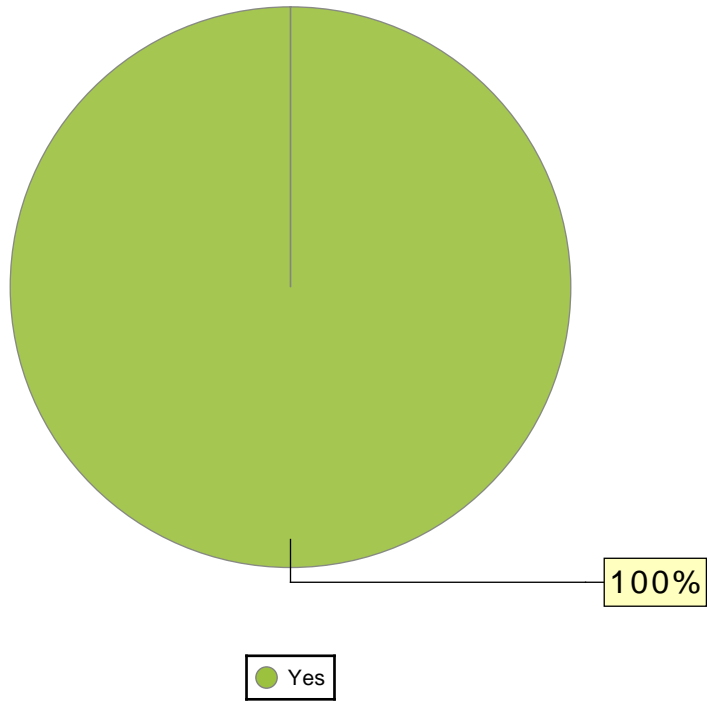


**HIV/AIDS Chart**



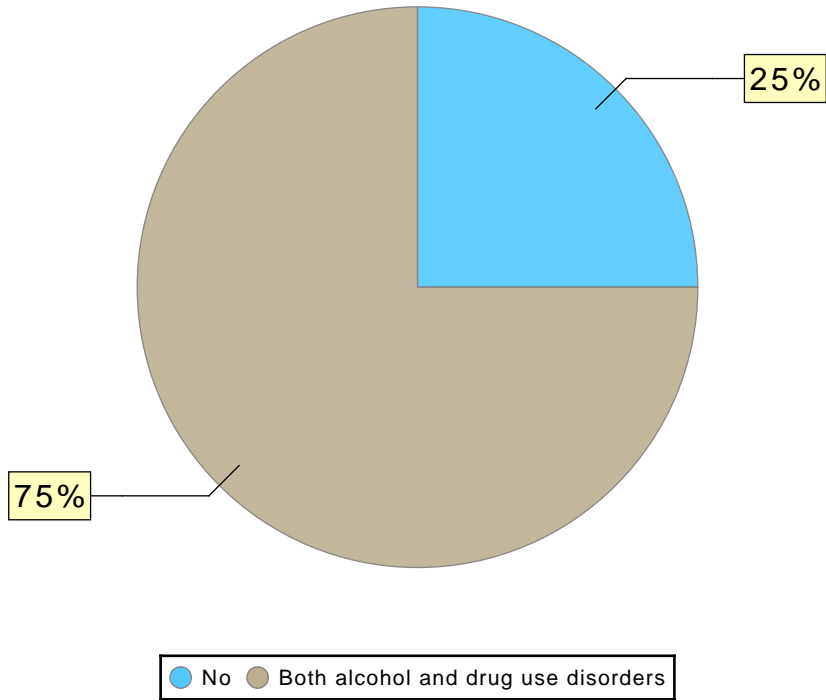
HIV/AIDS	# of Clients
No	3
Yes	0
Client doesn't know	0
Client refused	1
No Answer	0
<b>Total:</b>	<b>4</b>

**Mental Health Disorder Chart**



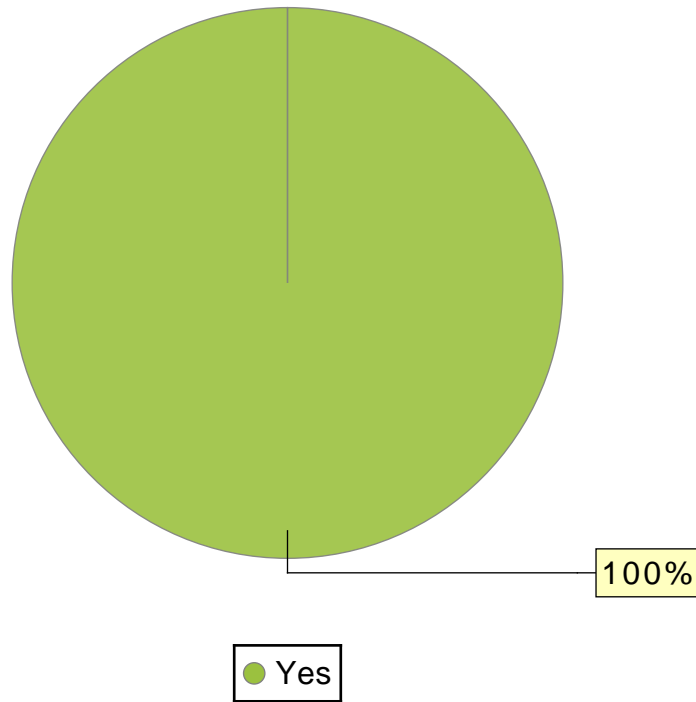
Mental Health Disorder	# of Clients
No	0
Yes	4
Client doesn't know	0
Client refused	0
No Answer	0
<b>Total:</b>	<b>4</b>

**Substance Use Disorder Chart**



Substance Use Disorder	# of Clients
No	1
Alcohol use disorder	0
Drug use disorder	0
Both alcohol and drug use disorders	3
Client doesn't know	0
Client refused	0
No Answer	0
<b>Total:</b>	<b>4</b>

**Chronic Homelessness (Adults & HoH) Chart**



<b>Chronic Homelessness (Adults &amp; HoH)</b>	<b># of Clients</b>
No	0
Yes	4
<b>Clients Entering from Homelessness</b>	<b># of Clients</b>
Yes	4
No	0
<b>Approximate Date Started</b>	<b># of Clients</b>
365 Days or More	3
Less Than 365 Days	1
Missing	0
Not applicable	0
<b>Times Homeless in the Past Three Years</b>	<b># of Clients</b>
One Time	0
Two Times	0
Three Times	1
Four or more times	3
Client doesn't know	0
Client refused	0

# Client Demographics Report

## BFHP - Berkeley Food and Housing Project

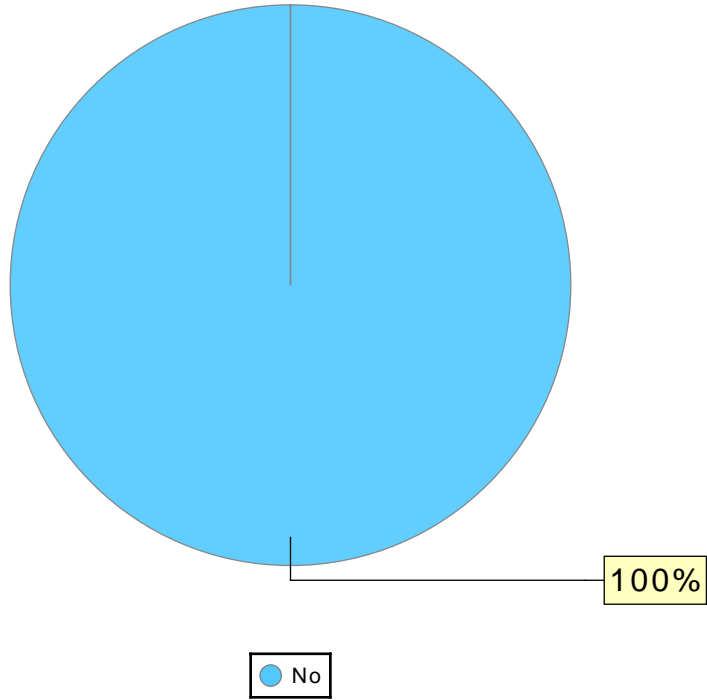
Date Range: 10/01/2021 thru 12/31/2021

Veteran: All

Client Project Stays: All active

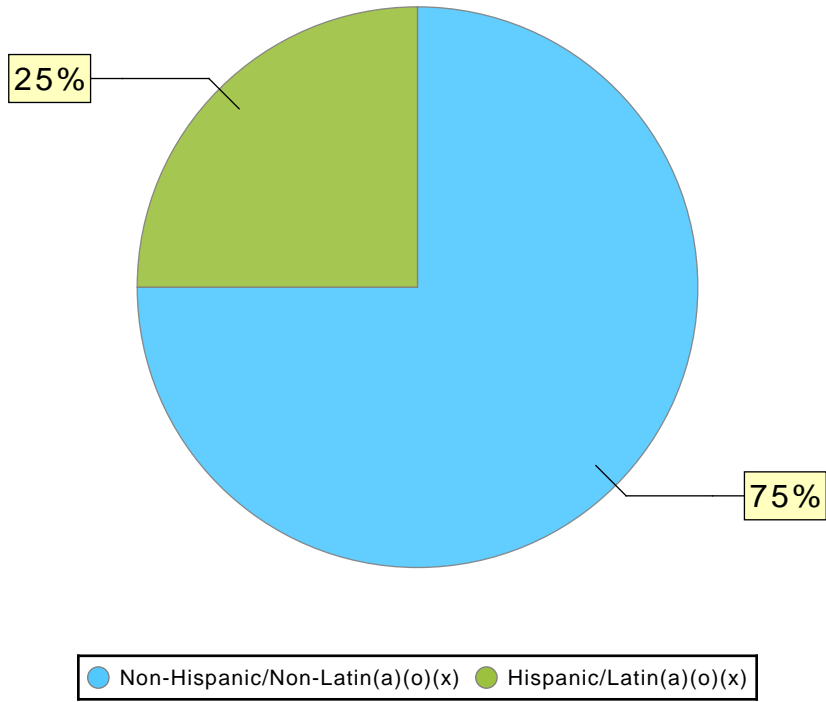
Times Homeless in the Past Three Years	# of Clients
No Answer	0
Total Months Homeless in the Past Three years	# of Clients
One month (this time is the first month)	0
Two Months	0
Three Months	0
Four Months	0
Five Months	0
Six Months	0
Seven Months	0
Eight Months	0
Nine Months	0
Ten Months	0
Eleven Months	0
Twelve Months	0
More than 12 Months	4
Client doesn't know	0
Client refused	0
No Answer	0
Not Applicable	0
<b>Total:</b>	<b>4</b>

**Veteran Status (Adults Only) Chart**



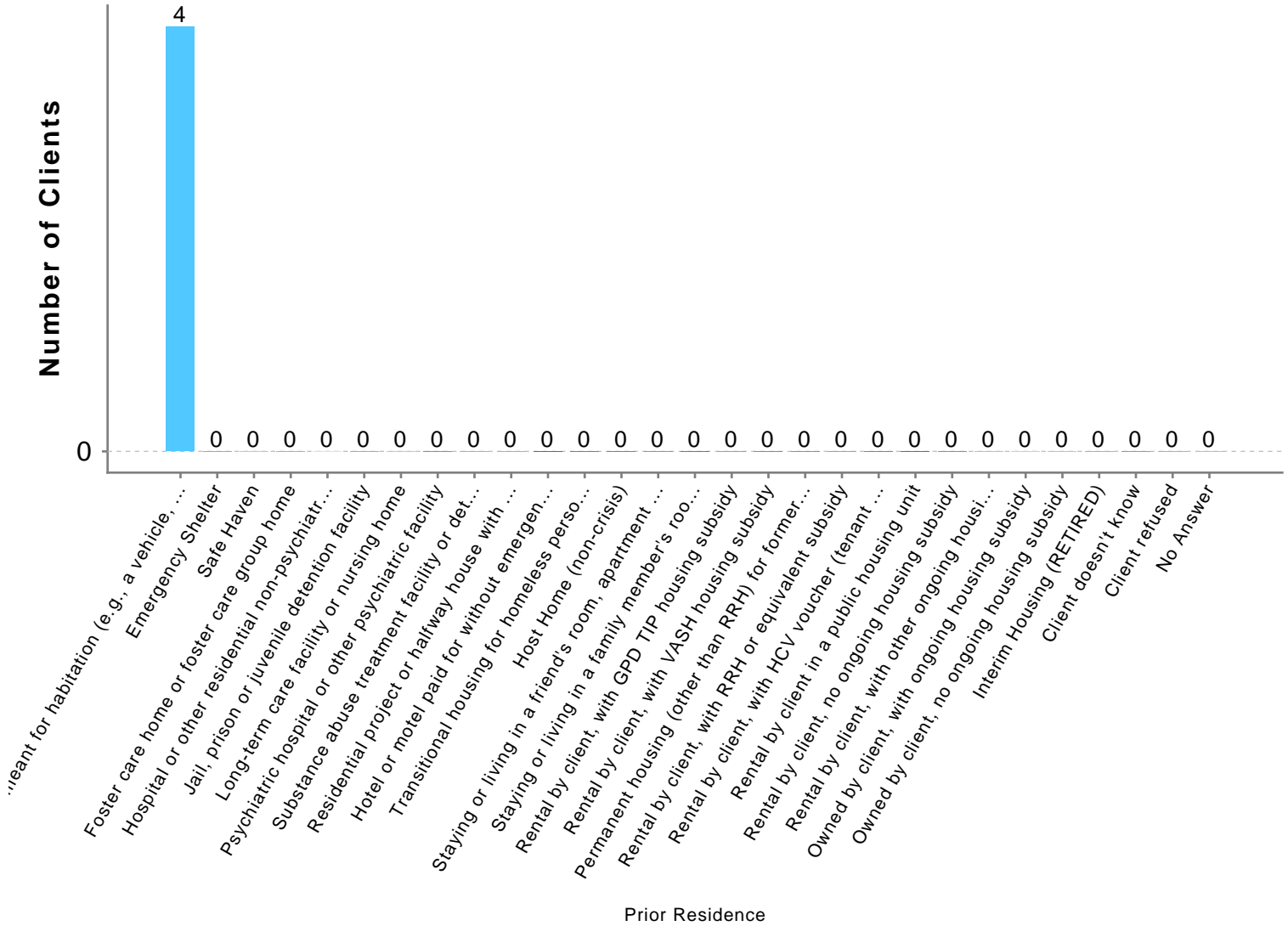
Veteran Status (Adults Only)	# of Clients
No	4
Yes	0
Client doesn't know	0
Client refused	0
No Answer	0
<b>Total:</b>	<b>4</b>

**Hispanic Ethnicity Chart**



Hispanic Ethnicity	# of Clients
Non-Hispanic/Non-Latin(a)(o)(x)	3
Hispanic/Latin(a)(o)(x)	1
Client doesn't know	0
Client refused	0
No Answer	0
<b>Total:</b>	<b>4</b>

### Prior Living Situation (Adults & HoH) Chart



Place not meant for habitation (e.g., a vehicle, an abandoned building, bus/train/subway station/airport or anywhere outside)	Emergency shelter, including hotel or motel paid for with emergency shelter voucher, or RHY-funded Host Home shelter	Safe Haven
Foster care home or foster care group home	Hospital or other residential non-psychiatric medical facility	
Jail, prison or juvenile detention facility	Long-term care facility or nursing home	Psychiatric hospital or other psychiatric facility
Substance abuse treatment facility or detox center	Residential project or halfway house with no homeless criteria	
Hotel or motel paid for without emergency shelter voucher	Transitional housing for homeless persons (including homeless youth)	
Host Home (non-crisis)	Staying or living in a friend's room, apartment or house	
Staying or living in a family member's room, apartment or house	Rental by client, with GPD TIP housing subsidy	
Rental by client, with VASH housing subsidy	Permanent housing (other than RRH) for formerly homeless persons	
Rental by client, with RRH or equivalent subsidy	Rental by client, with HCV voucher (tenant or project based)	
Rental by client in a public housing unit	Rental by client, no ongoing housing subsidy	
Rental by client, with other ongoing housing subsidy	Owned by client, with ongoing housing subsidy	
Owned by client, no ongoing housing subsidy	Interim Housing (RETIRED)	Client doesn't know
	Client refused	No Answer

Prior Living Situation (Adults & HoH)	# of Clients
---------------------------------------	--------------



# Client Demographics Report

## BFHP - Berkeley Food and Housing Project

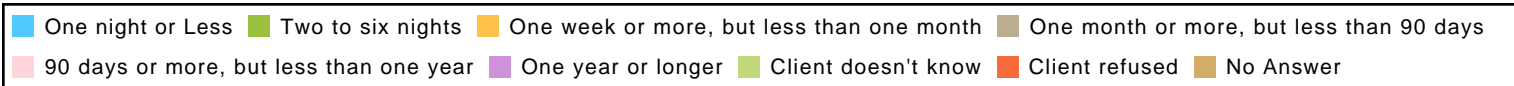
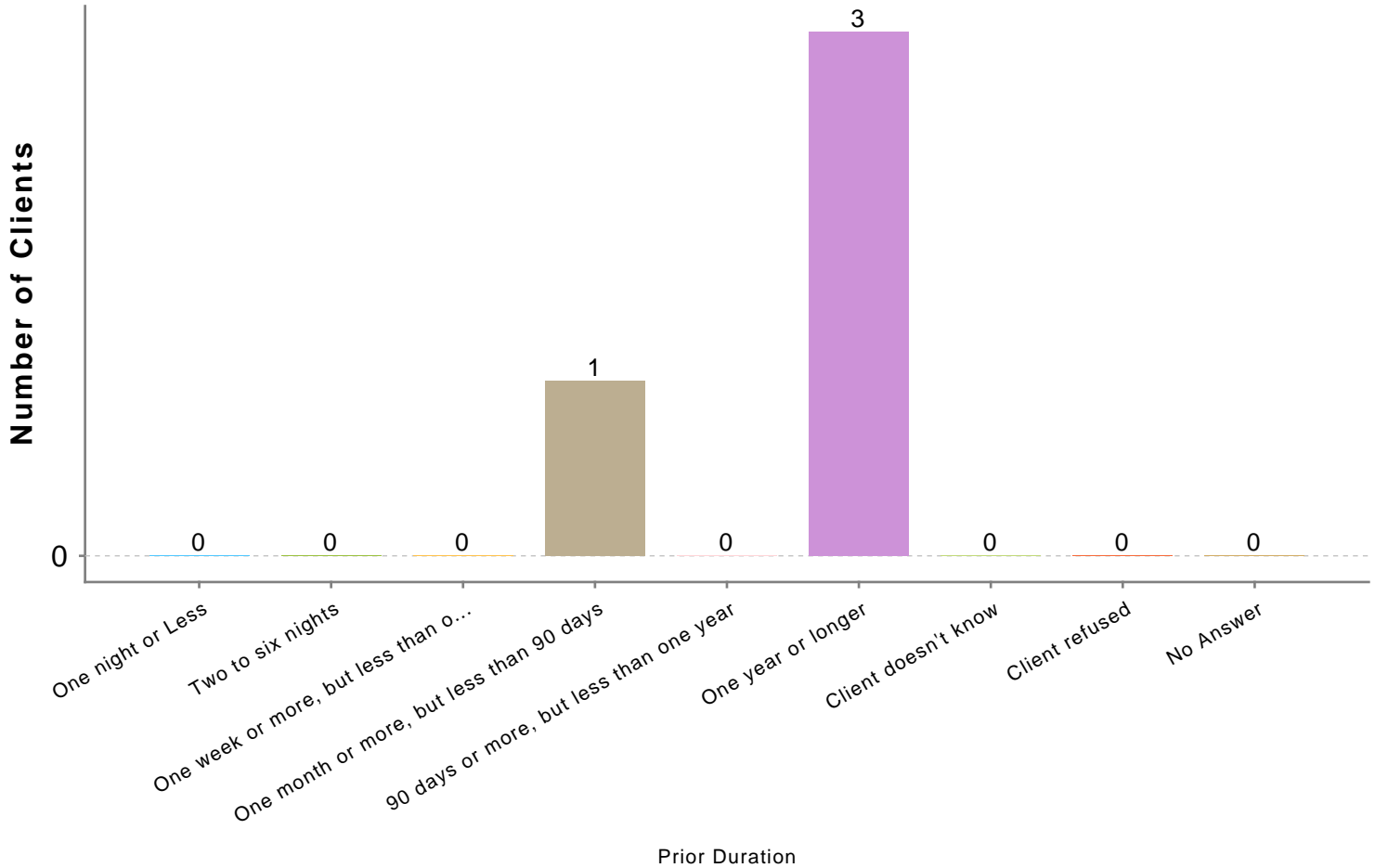
Date Range: 10/01/2021 thru 12/31/2021

Veteran: All

Client Project Stays: All active

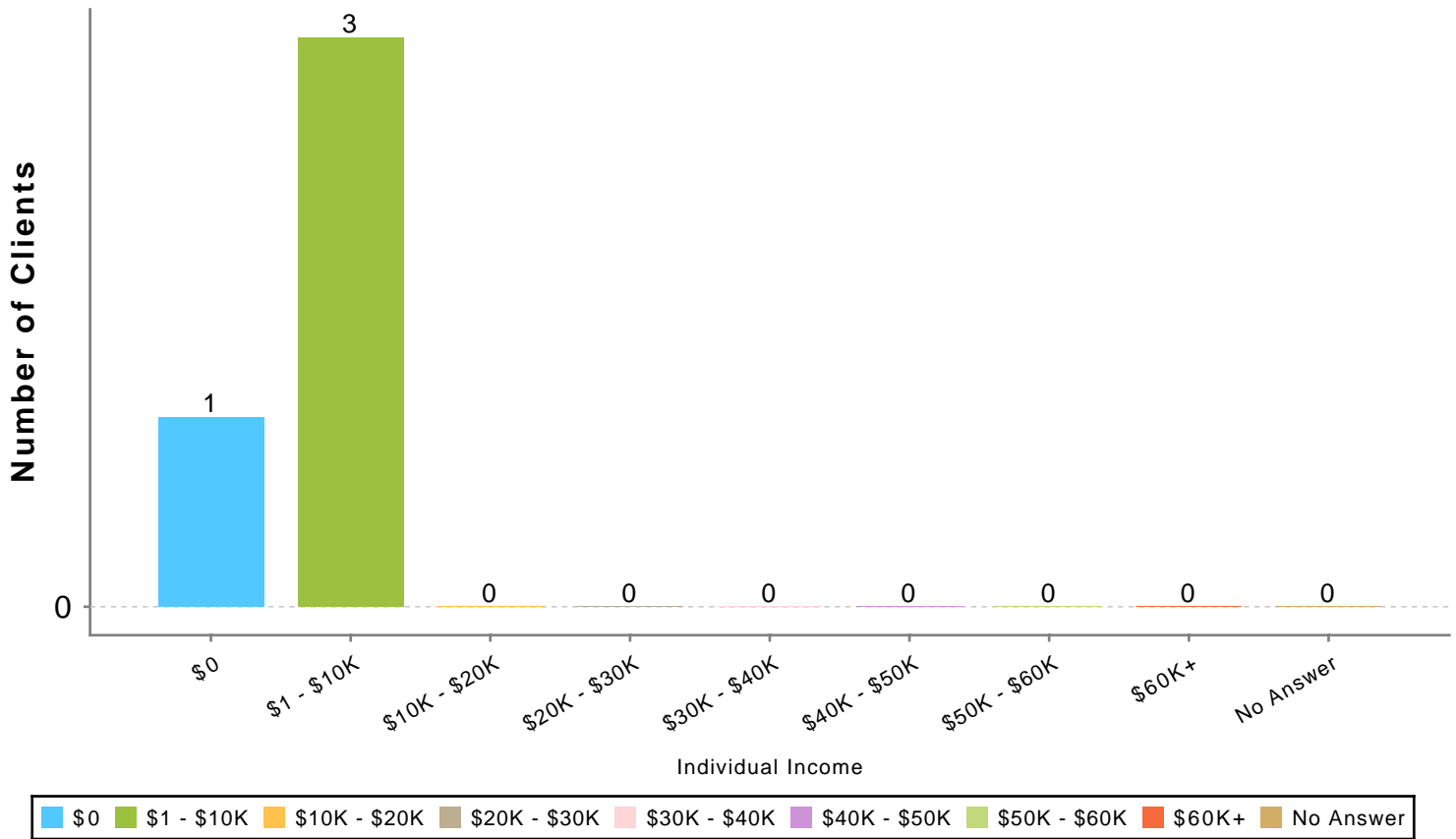
Prior Living Situation (Adults & HoH)	# of Clients
Place not meant for habitation (e.g., a vehicle, an abandoned building, bus/train/subway station/airport or anywhere outside)	4
Emergency shelter, including hotel or motel paid for with emergency shelter voucher, or RHY-funded Host Home shelter	0
Safe Haven	0
Foster care home or foster care group home	0
Hospital or other residential non-psychiatric medical facility	0
Jail, prison or juvenile detention facility	0
Long-term care facility or nursing home	0
Psychiatric hospital or other psychiatric facility	0
Substance abuse treatment facility or detox center	0
Residential project or halfway house with no homeless criteria	0
Hotel or motel paid for without emergency shelter voucher	0
Transitional housing for homeless persons (including homeless youth)	0
Host Home (non-crisis)	0
Staying or living in a friend's room, apartment or house	0
Staying or living in a family member's room, apartment or house	0
Rental by client, with GPD TIP housing subsidy	0
Rental by client, with VASH housing subsidy	0
Permanent housing (other than RRH) for formerly homeless persons	0
Rental by client, with RRH or equivalent subsidy	0
Rental by client, with HCV voucher (tenant or project based)	0
Rental by client in a public housing unit	0
Rental by client, no ongoing housing subsidy	0
Rental by client, with other ongoing housing subsidy	0
Owned by client, with ongoing housing subsidy	0
Owned by client, no ongoing housing subsidy	0
Interim Housing (RETIRED)	0
Client doesn't know	0
Client refused	0
No Answer	0
<b>Total:</b>	<b>4</b>

### Prior Living Duration (Adults & HoH) Chart



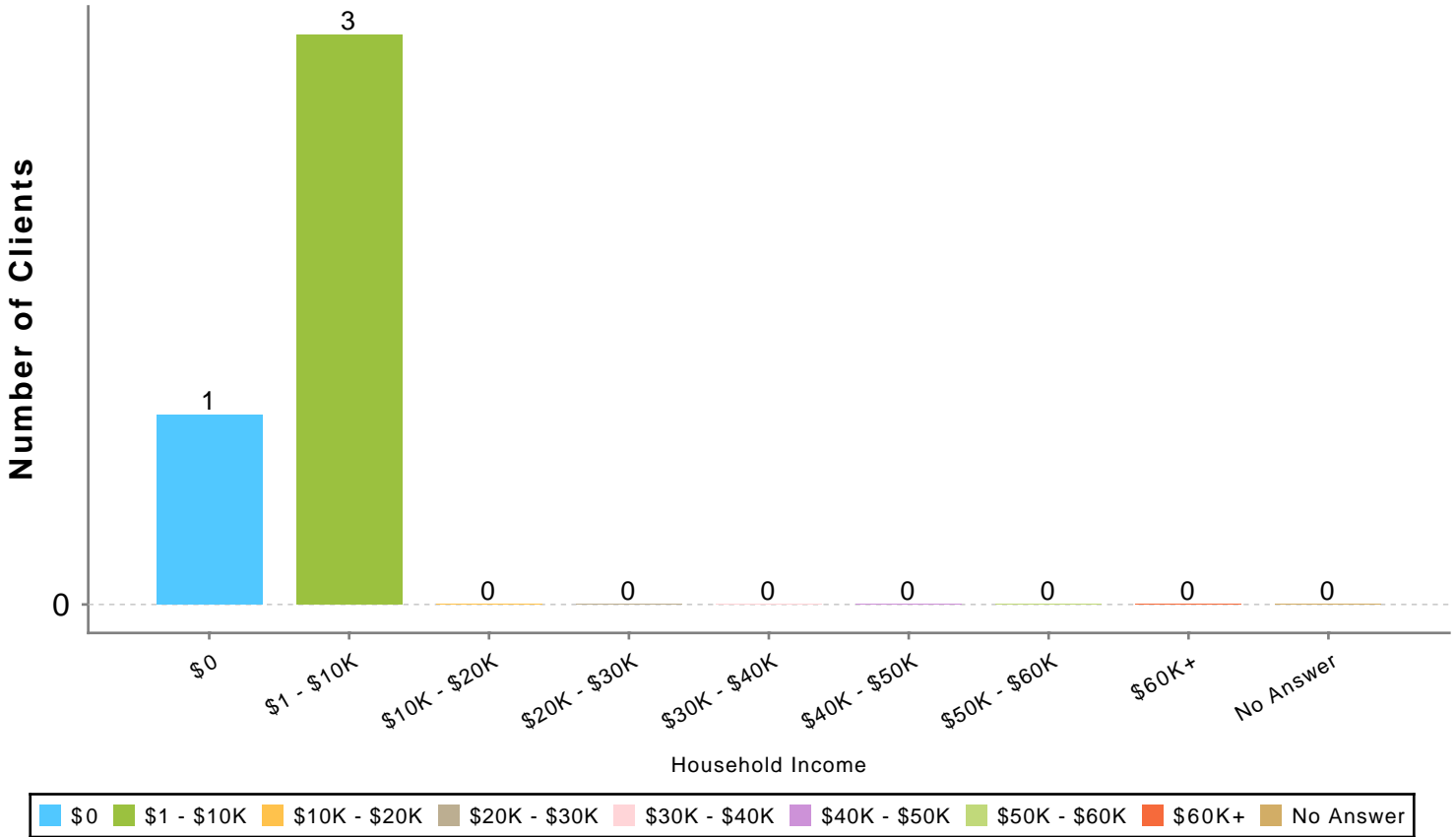
Prior Living Duration (Adults & HoH)	# of Clients
One night or Less	0
Two to six nights	0
One week or more, but less than one month	0
One month or more, but less than 90 days	1
90 days or more, but less than one year	0
One year or longer	3
Client doesn't know	0
Client refused	0
No Answer	0
<b>Total:</b>	<b>4</b>

### Individual Income (Adults & HoH) Chart



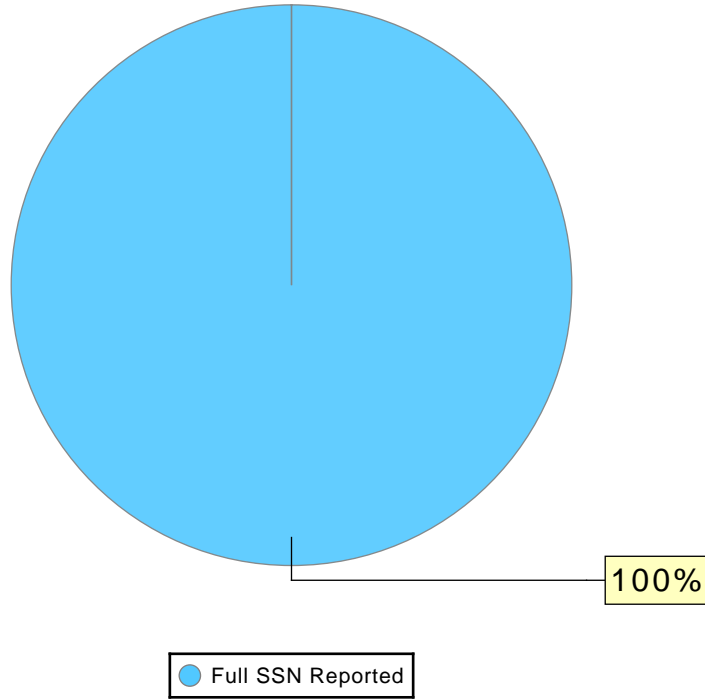
Individual Income (Adults & HoH)	# of Clients
\$0	1
\$1 - \$10K	3
\$10K - \$20K	0
\$20K - \$30K	0
\$30K - \$40K	0
\$40K - \$50K	0
\$50K - \$60K	0
\$60K+	0
No Answer	0
<b>Total:</b>	<b>4</b>

### Household Income Chart



Household Income	# of Clients
\$0	1
\$1 - \$10K	3
\$10K - \$20K	0
\$20K - \$30K	0
\$30K - \$40K	0
\$40K - \$50K	0
\$50K - \$60K	0
\$60K+	0
No Answer	0
<b>Total:</b>	<b>4</b>

**SSN Validity Chart**



SSN Validity	# of Clients
Full SSN Reported	4
Approximate or partial SSN reported	0
Client doesn't know	0
Client refused	0
No Answer	0
<b>Total:</b>	<b>4</b>