

**Albany Project HOPE**  
**Homeless Outreach and Engagement Program**  
**Insight Housing (formerly Berkeley Food and Housing Project)**  
**Narrative Report to City Council**  
**January 2024 – March 2024**

Activities To-Date

When engaging with unhoused individuals who often require multiple outreach attempts to build rapport and trust, great care is taken. The Albany Project Hope team continues to be available for outreach efforts when called by Albany PD, the Albany CARES team, and during regularly scheduled outreach shifts. Our Housing Navigator (HN) continues to conduct weekly and daily high-need client home visits to ensure clients receive needed support adjusting to new housing units. These home visits include checking if clients have adequate food, linkage to resources, and maintaining a level of cleanliness. We encourage clients to participate in essential self-care and hygiene routines, abide by the landlord and rental agreement rules, and practice other life skills for successful housing stability, including conflict resolution and financial budgeting. Problem-solving and mediation between housed clients and their landlords are provided to ensure clients can maintain housing and retain relationships with landlords who, in return, will continue to partner with us in housing clients in the future.

This quarter, the Housing Navigator conducted outreach to seven new unsheltered persons, two of which accepted enrollment into HMIS. Three clients were successfully matched with PSH unit through Coordinated Entry and are working with the HN to obtain updated documents and complete additional paperwork to move forward with those matches. There are two participants who are working at the Albany transitional houses, and with the HN to gather the necessary documentation to be eligible for permanent supportive housing (PSH) opportunities through the Alameda County's Coordinated Entry System. We have not provided any additional short-term motel stays, but rather connecting people to shelter resources through the Homeless Resource Centers (HRC) operated by Alameda County. Transportation has been essential in assisting clients in securing and maintaining permanent housing, including transport and help, to grocery stores, medical appointments, and shelter.

Outreach engagement focused on referrals from the Albany PD and the Albany CARES team, including field-based outreach of non-referrals. Currently we have six vacancies between the two Albany transitional houses for new outreach referrals. The HN has continued working with clients to support them in becoming comfortable living indoors and providing much-needed links to more intensive psychiatric and medical services. The team helped three clients with rental assistance this quarter. Discussions surrounding cost-share for current units and other permanent housing options continue to ensure all clients have housing stability once our services end. The staff has continued to support clients by providing Personal Protective Equipment (PPE), such as gloves and masks, and demonstrating the proper use of PPE.

## Successes

The Albany Project HOPE Program team has received three PSH matches during this quarter, and we continue the process of completing all required documentation to move into their respective units. One of these clients has successfully moved to his PSH new apartment unit in Oakland, CA. Household goods including furniture were purchased for this client.

HN continues motivating clients to go into and stay in the emergency shelters throughout Alameda/Contra Costa Counties in the interim until permanent housing is secured.

Lastly, we provided \$100. dollars to one former client to complete his rental security deposit towards his new apartment.

## Challenges

We continue to experience delays in the PSH matching system from the Alameda County's Coordinated Entry System. Noting that the current waitlist is approximately twelve months for someone to begin receiving matches once in the housing queue. Some clients receive multiple PSH matches while others have yet to receive one, making it challenging to find housing support for those clients and, in return, discouraging them. Additionally, many of our clients' severe mental health disabilities make essential communication and coordination of services challenging for our team. Concerns with clients' responsiveness to phone calls, requests to meet, and their cooperation with obtaining required documentation such as accurate income statements have posed a challenge to securing housing units after a PSH match is received. We've also experienced clients declining shelter options as they wait for permanent housing while others who have a temporary shelter stay, choose to return to familiar locations in the community due to mental health disabilities, creating concern among the community. Regular mental health assistance is needed to help some clients be successful in the search for obtaining and sustaining permanent housing.

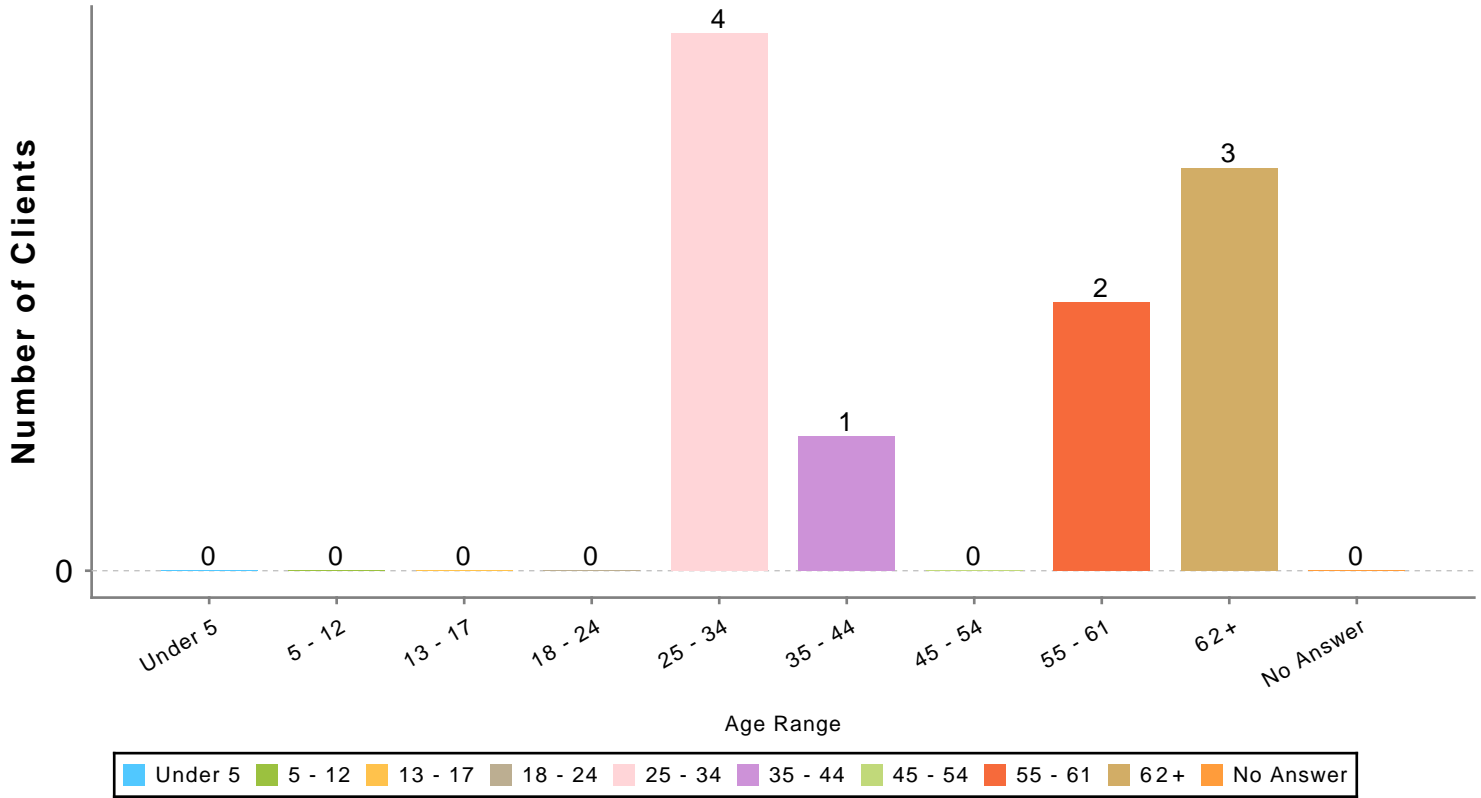
Finally, we continue to have a vacancy for the Clinical Case Manager position currently. We are actively recruiting to backfill the position while we continue to serve clients with multiple mental health disorders in the program.

**BFHP Albany Project Hope**  
**Project Performance Measures and Targets FY23-24**  
\*Due on the 15th of each month following quarter end

Performance Measure	Target	23-Jul	23-Aug	23-Sep	Q1 progress/activity	23-Oct	23-Nov	23-Dec	Q2 progress/activity	23-Jan	23-Feb	23-Mar	Q3 progress/activity	23-Apr	23-May	23-Jun	Q4 progress/activity	Year to date statistics	Comments
Outreach contacts (unduplicated contact with a new client)	80	1	3	4	8	56	44	14	114	1	3	3	7				0	129	
Performed initial intake/enrollment	50	22	14	12	48	6	4	3	13	0	0	0	0				0	61	
Number of housing case plans performed	40	62	64	86	212	44	22	8	74	4	0	0	4				0	290	
New Clients Housed (RRH)	18	0	0	0	0	0	2	0	2	1	0	0	1				0	3	
Master Leasing – New clients housed	14	0	0	1	1	0	2	0	2	0	0	0	0				0	3	
Clients maintaining housing for 6 months	12	0	0	0	0	8	8	8	24	0	0	0	0				0	24	
*Clients maintaining housing for a year	10	0	0	0	0	2	2	2	6	0	0	0	0				0	6	
Clients matched with PSH- Coordinated Entry	20	2	2	2	6	4	4	4	12	2	0	1	3				0	21	
Clients receiving flexible housing subsidy for move in costs	10	0	0	0	0	0	2	0	2	1	1	0	2				0	4	
Clients served with Flexible Funding	14	0	0	0	0	0	2	0	2	1	2	0	3				0	5	

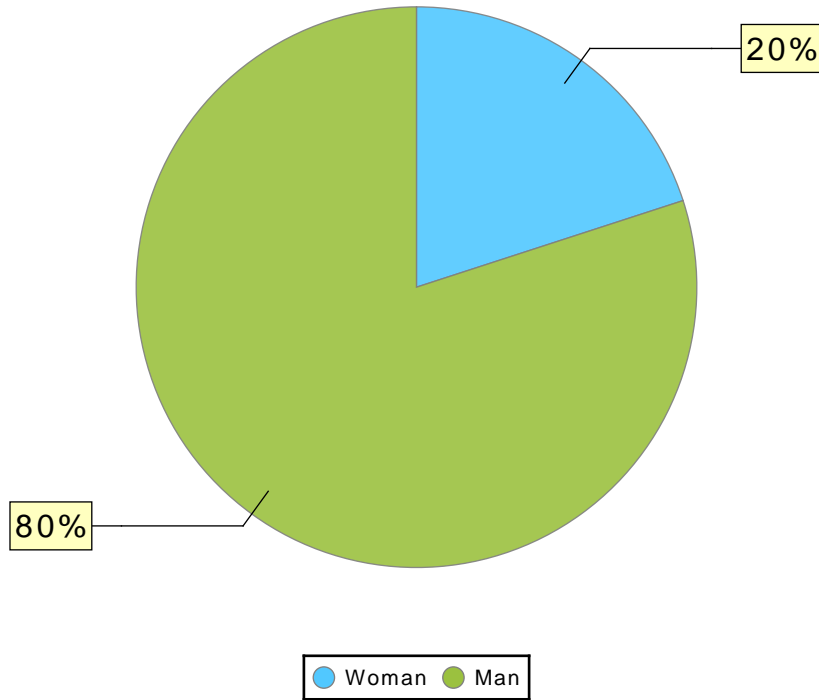
\*May include duplicate clients

**Age Range Chart**



Age Range	# of Clients
Under 5	0
5 - 12	0
13 - 17	0
18 - 24	0
25 - 34	4
35 - 44	1
45 - 54	0
55 - 61	2
62+	3
No Answer	0
<b>Total:</b>	<b>10</b>

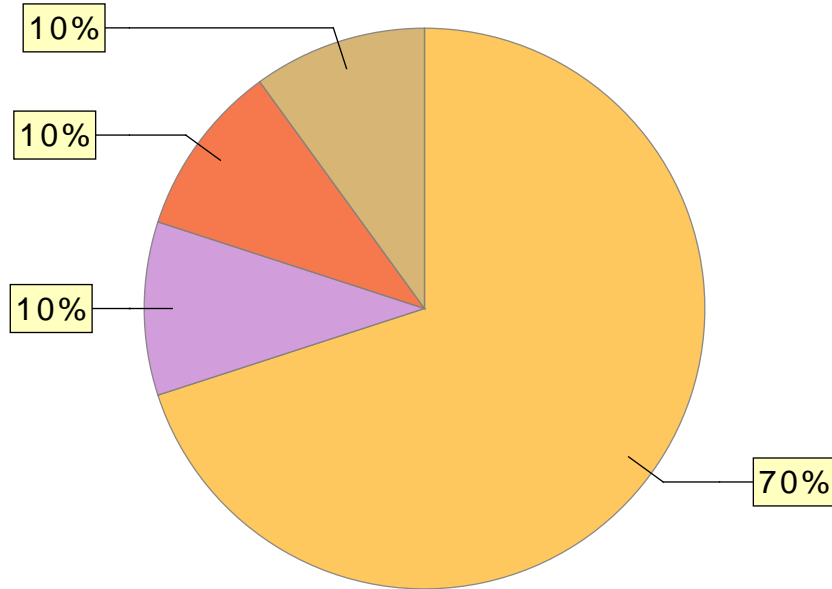
**Gender Chart**



Gender	# of Clients
Woman	2
Man	8
Culturally Specific Identity	0
Transgender	0
Non-Binary	0
Questioning	0
Different Identity	0
Woman / 1 Other Gender Identity	0
Man / 1 Other Gender Identity	0
Culturally Specific Identity / 1 Other Gender Identity	0
Transgender / 1 Other Gender Identity	0
Non-Binary / 1 Other Gender Identity	0
Questioning / Different Identity	0
More than 2 Gender Identities	0
Client doesn't know	0
Client prefers not to answer	0
No Answer	0

**Total: 10**

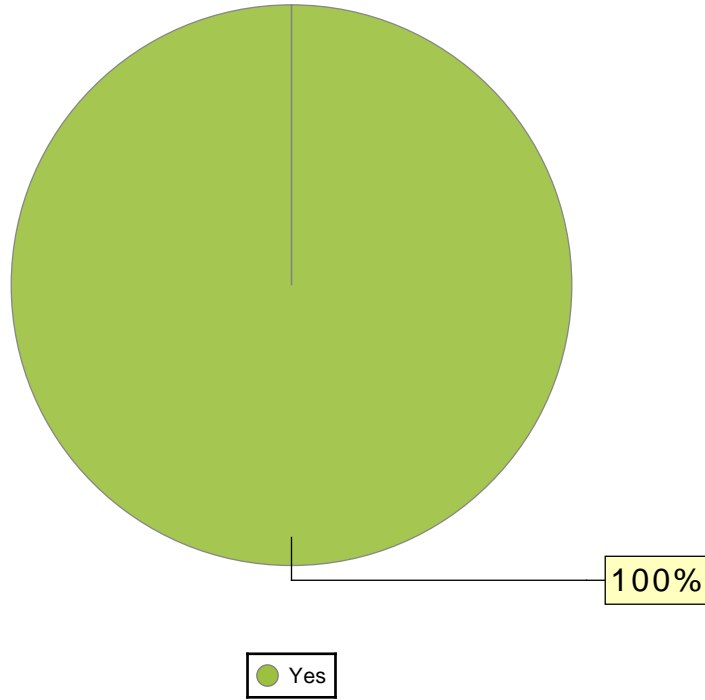
### Race and Ethnicity Chart



● Black, African American, or African 
 ● Native Hawaiian or Pacific Islander 
 ● White 
 ● Multiracial

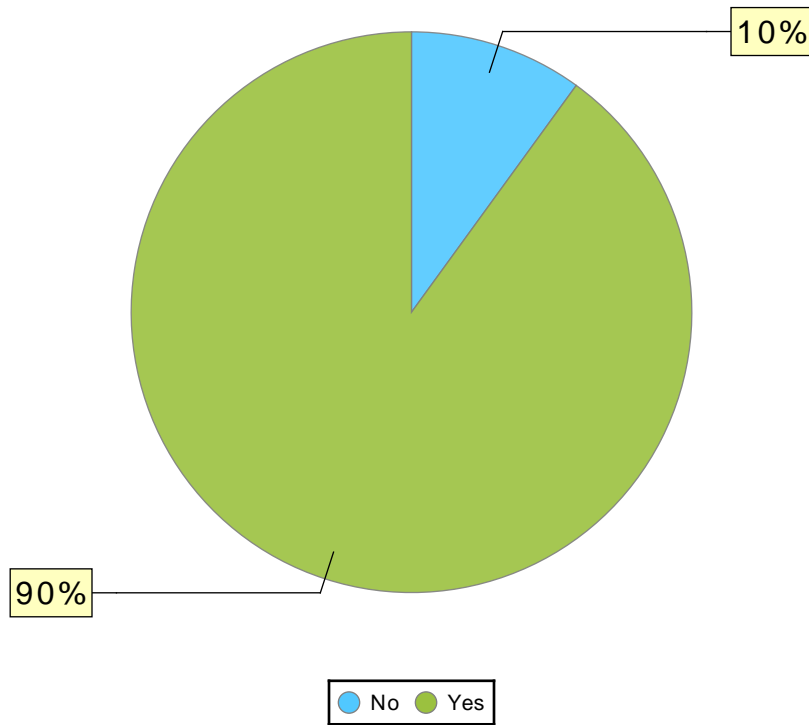
Race and Ethnicity	# of Clients
American Indian, Alaska Native, or Indigenous	0
Asian or Asian American	0
Black, African American, or African	7
Hispanic/Latina/e/o	0
Middle Eastern or North African	0
Native Hawaiian or Pacific Islander	1
White	1
Multiracial	1
Client doesn't know / prefers not to answer	0
No Answer	0
<b>Total:</b>	<b>10</b>

**Disabled (Adults & HoH) Chart**



Disabled (Adults & HoH)	# of Clients
No	0
Yes	10
Client doesn't know	0
Client prefers not to answer	0
No Answer	0
<b>Total:</b>	<b>10</b>

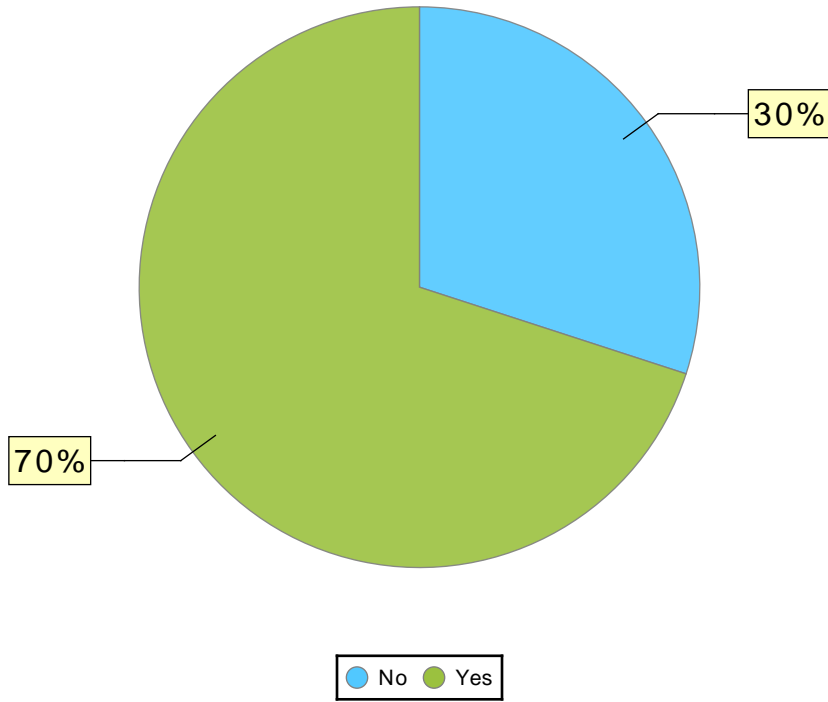
**Physical Disability Chart**



Physical Disability	# of Clients
No	1
Yes	9
Client doesn't know	0
Client prefers not to answer	0
No Answer	0
<b>Total:</b>	<b>10</b>

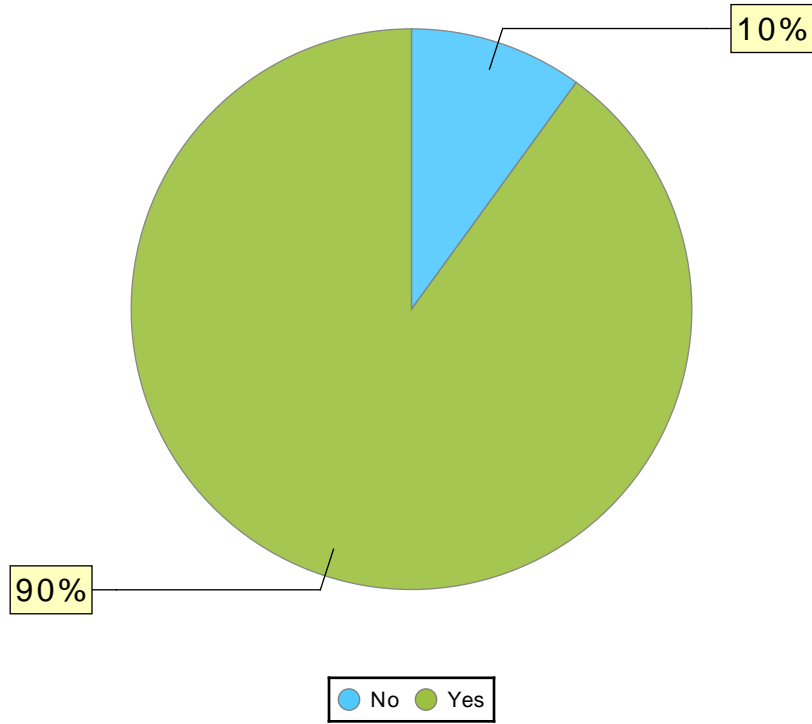


**Developmental Disability Chart**



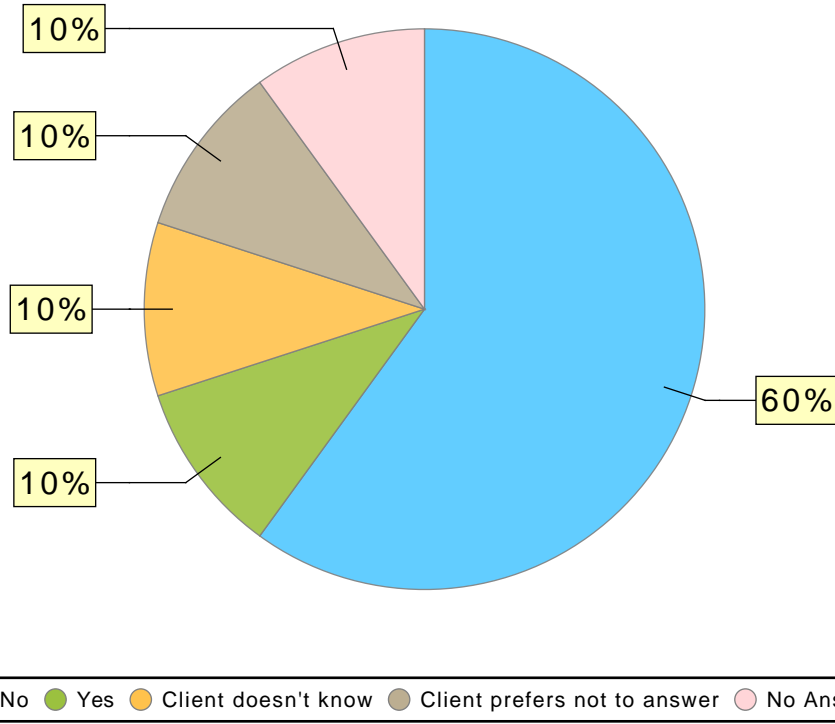
Developmental Disability	# of Clients
No	3
Yes	7
Client doesn't know	0
Client prefers not to answer	0
No Answer	0
<b>Total:</b>	<b>10</b>

**Chronic Health Condition Chart**



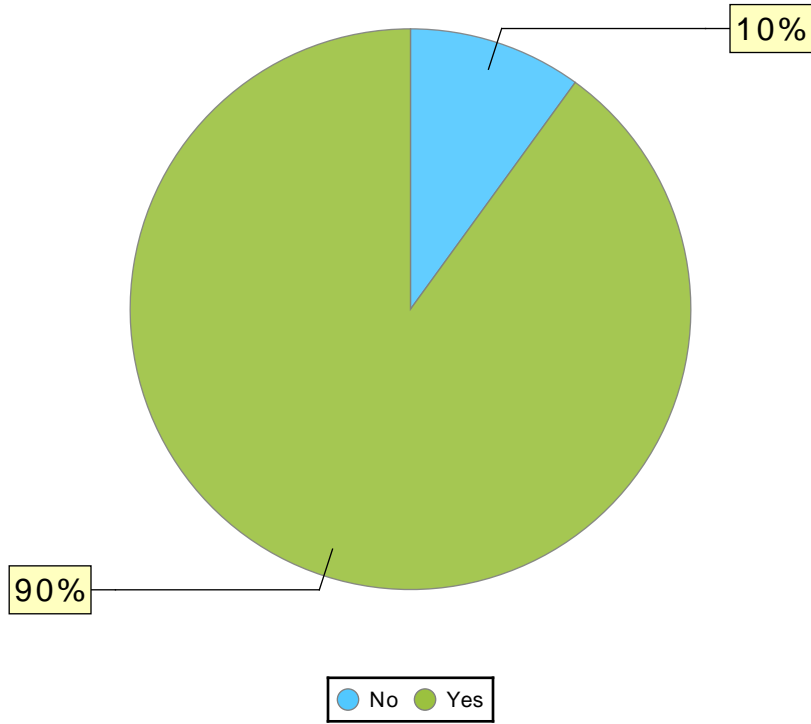
Chronic Health Condition	# of Clients
No	1
Yes	9
Client doesn't know	0
Client prefers not to answer	0
No Answer	0
<b>Total:</b>	<b>10</b>

**HIV/AIDS Chart**



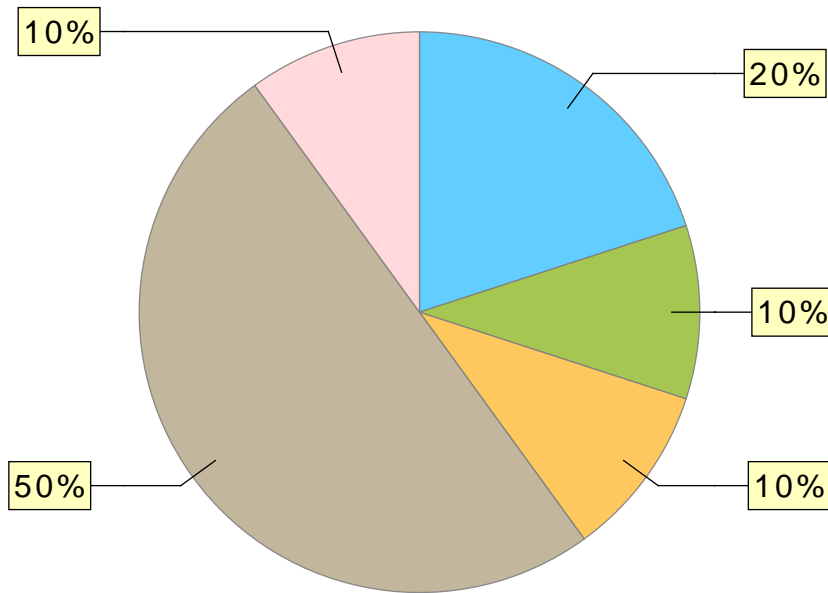
HIV/AIDS	# of Clients
No	6
Yes	1
Client doesn't know	1
Client prefers not to answer	1
No Answer	1
<b>Total:</b>	<b>10</b>

**Mental Health Disorder Chart**



Mental Health Disorder	# of Clients
No	1
Yes	9
Client doesn't know	0
Client prefers not to answer	0
No Answer	0
<b>Total:</b>	<b>10</b>

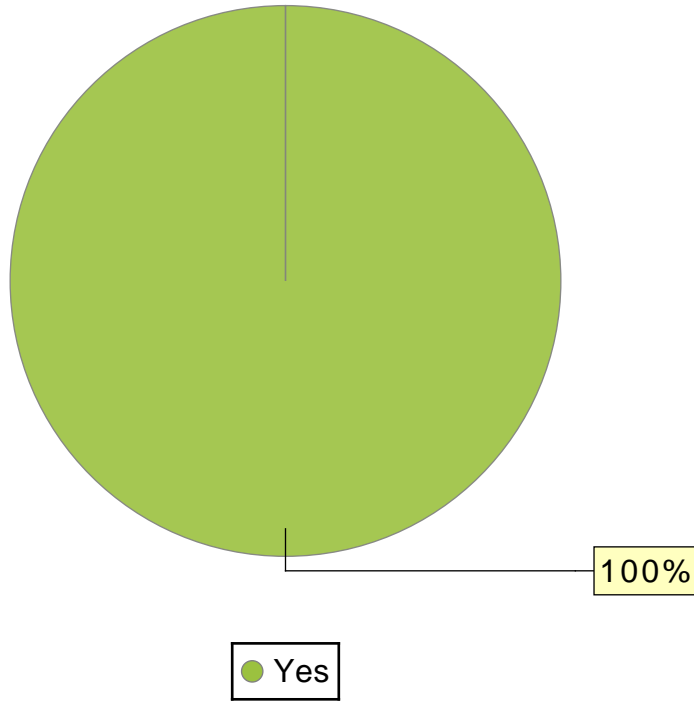
### Substance Use Disorder Chart



● No 
 ● Alcohol use disorder 
 ● Drug use disorder 
 ● Both alcohol and drug use disorders 
 ● Client doesn't know

Substance Use Disorder	# of Clients
No	2
Alcohol use disorder	1
Drug use disorder	1
Both alcohol and drug use disorders	5
Client doesn't know	1
Client prefers not to answer	0
No Answer	0
<b>Total:</b>	<b>10</b>

**Chronic Homelessness (Adults & HoH) Chart**



Chronic Homelessness (Adults & HoH)	# of Clients
No	0
Yes	10
Client doesn't know	0
Client prefers not to answer	0
Data not collected	0
Unknown CH Status	0
Clients Entering from Homelessness	# of Clients
Yes	10
No	0
Approximate Date Started	# of Clients
365 Days or More	9
Less Than 365 Days	1
Missing	0
Not applicable	0
Times Homeless in the Past Three Years	# of Clients
One Time	4
Two Times	0

# Client Demographics Report

IH - Insight Housing

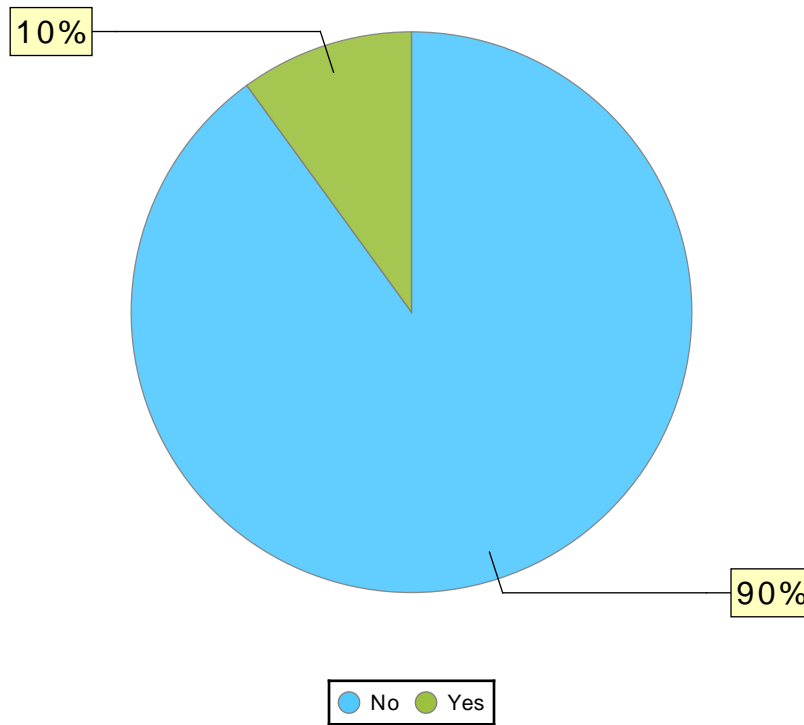
Date Range: 01/01/2024 thru 03/31/2024

Veteran: All

Client Project Stays: All active

Times Homeless in the Past Three Years	# of Clients
Three Times	0
Four or more times	6
Client doesn't know	0
Client prefers not to answer	0
No Answer	0
Total Months Homeless in the Past Three years	# of Clients
One month (this time is the first month)	0
Two Months	0
Three Months	0
Four Months	0
Five Months	0
Six Months	0
Seven Months	0
Eight Months	0
Nine Months	0
Ten Months	0
Eleven Months	0
Twelve Months	0
More than 12 Months	10
Client doesn't know	0
Client prefers not to answer	0
No Answer	0
Not Applicable	0
<b>Total:</b>	<b>10</b>

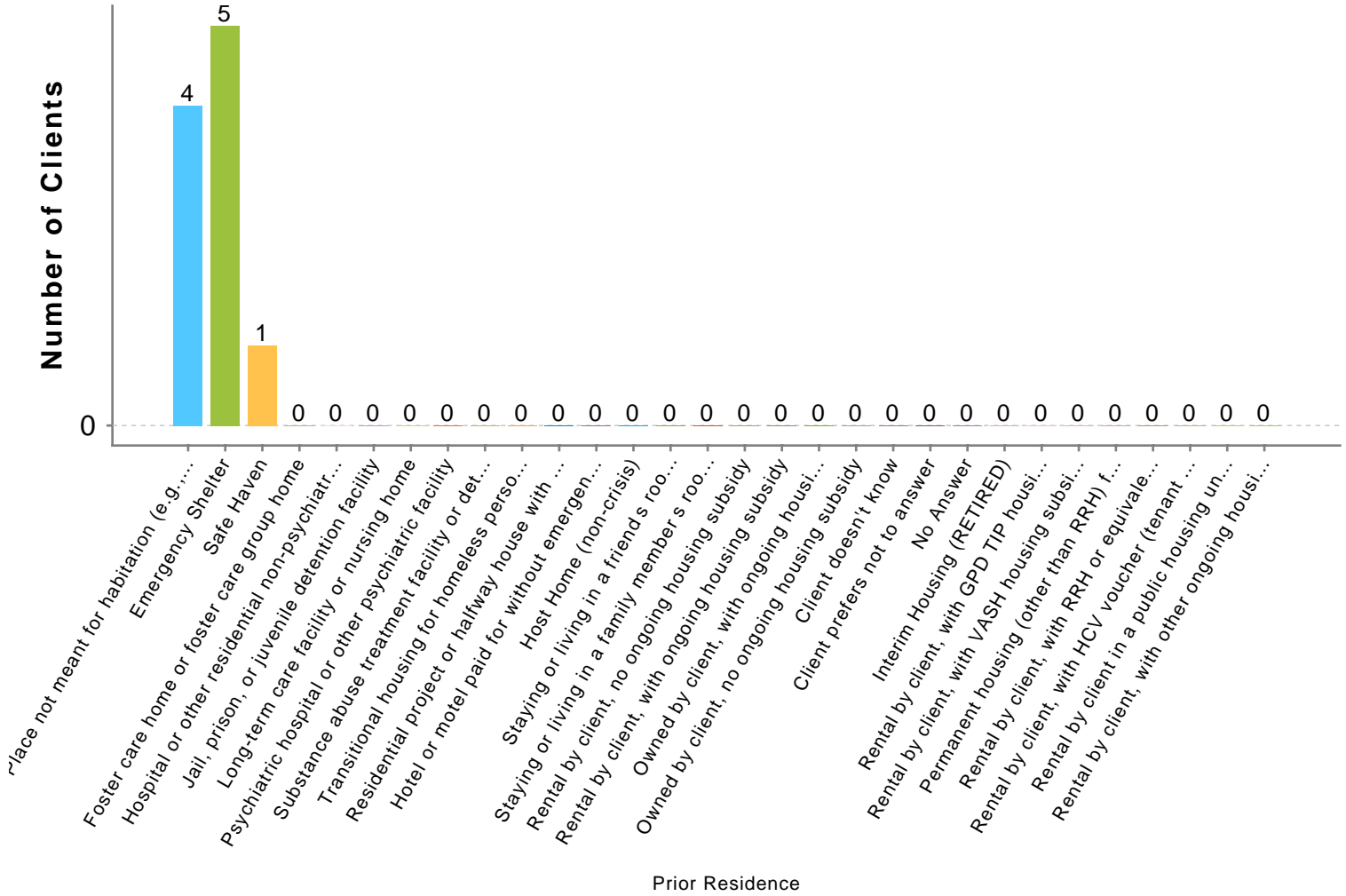
**Veteran Status (Adults Only) Chart**



Veteran Status (Adults Only)	# of Clients
No	9
Yes	1
Client doesn't know	0
Client prefers not to answer	0
No Answer	0
<b>Total:</b>	<b>10</b>



## Prior Living Situation (Adults & HoH) Chart



<span style="color: blue;">■</span> Place not meant for habitation (e.g., a vehicle, an abandoned building, bus/train/subway station/airport or anywhere outside)	<span style="color: green;">■</span> Emergency shelter, including hotel or motel paid for with emergency shelter voucher, Host Home shelter	<span style="color: orange;">■</span> Safe Haven
<span style="color: brown;">■</span> Foster care home or foster care group home	<span style="color: pink;">■</span> Hospital or other residential non-psychiatric medical facility	
<span style="color: purple;">■</span> Jail, prison, or juvenile detention facility	<span style="color: lightgreen;">■</span> Long-term care facility or nursing home	<span style="color: red;">■</span> Psychiatric hospital or other psychiatric facility
<span style="color: gold;">■</span> Substance abuse treatment facility or detox center	<span style="color: orange;">■</span> Transitional housing for homeless persons (including homeless youth)	
<span style="color: blue;">■</span> Residential project or halfway house with no homeless criteria	<span style="color: purple;">■</span> Hotel or motel paid for without emergency shelter voucher	
<span style="color: cyan;">■</span> Host Home (non-crisis)	<span style="color: green;">■</span> Staying or living in a friend's room, apartment, or house	
<span style="color: red;">■</span> Staying or living in a family member's room, apartment, or house	<span style="color: brown;">■</span> Rental by client, no ongoing housing subsidy	
<span style="color: grey;">■</span> Rental by client, with ongoing housing subsidy	<span style="color: green;">■</span> Owned by client, with ongoing housing subsidy	
<span style="color: grey;">■</span> Owned by client, no ongoing housing subsidy	<span style="color: brown;">■</span> Client doesn't know	<span style="color: purple;">■</span> Client prefers not to answer
<span style="color: purple;">■</span> No Answer		
<span style="color: pink;">■</span> Interim Housing (RETIRED)	<span style="color: pink;">■</span> Rental by client, with GPD TIP housing subsidy (RETIRED)	
<span style="color: red;">■</span> Rental by client, with VASH housing subsidy (RETIRED)		
<span style="color: brown;">■</span> Permanent housing (other than RRH) for formerly homeless persons (RETIRED)		
<span style="color: gold;">■</span> Rental by client, with RRH or equivalent subsidy (RETIRED)	<span style="color: gold;">■</span> Rental by client, with HCV voucher (tenant or project based) (RETIRED)	
<span style="color: yellow;">■</span> Rental by client in a public housing unit (RETIRED)	<span style="color: green;">■</span> Rental by client, with other ongoing housing subsidy (RETIRED)	

Prior Living Situation (Adults & HoH)	# of Clients
---------------------------------------	--------------

# Client Demographics Report

IH - Insight Housing

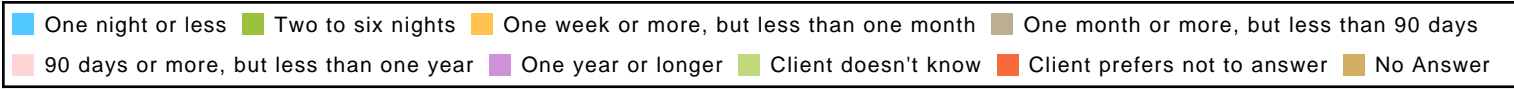
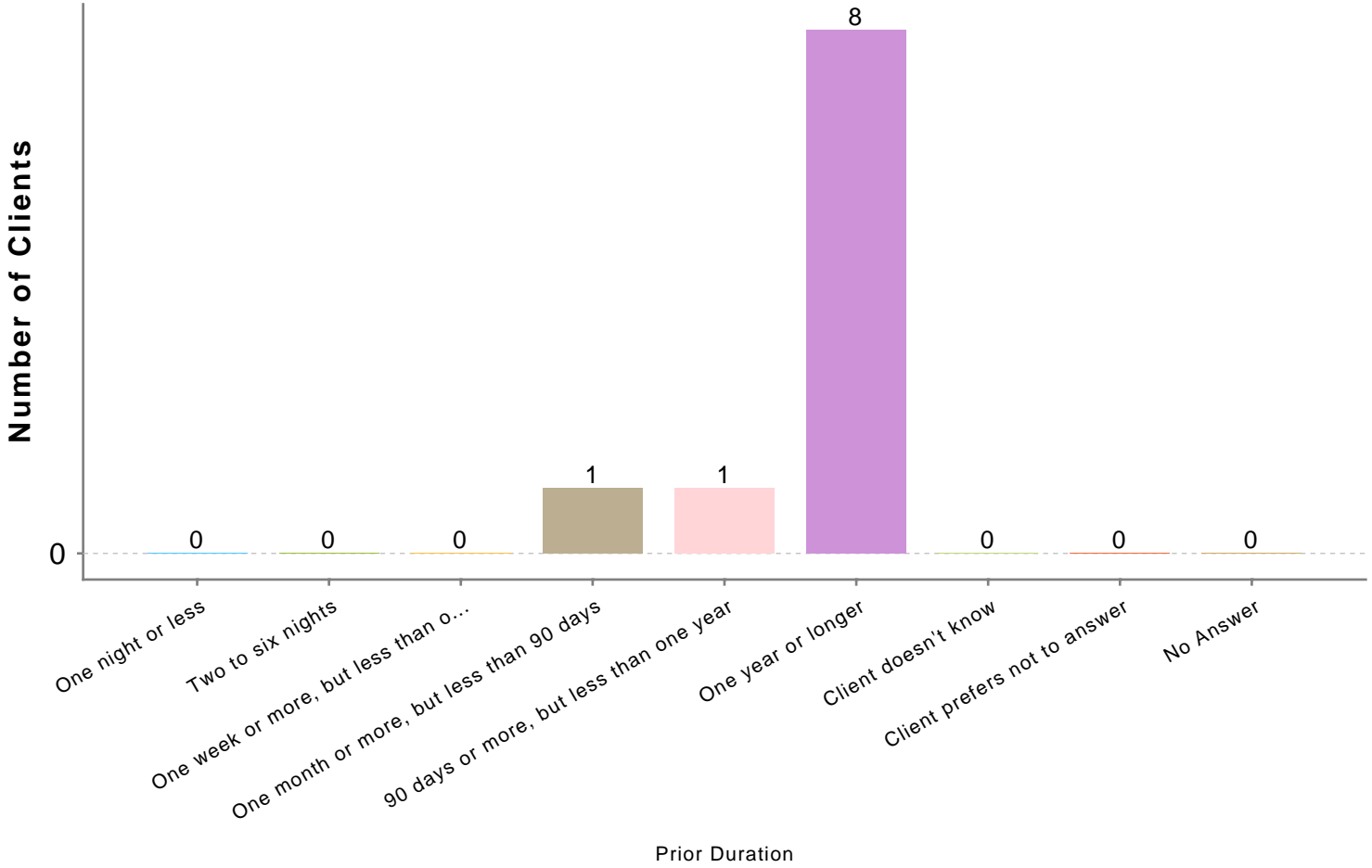
Date Range: 01/01/2024 thru 03/31/2024

Veteran: All

Client Project Stays: All active

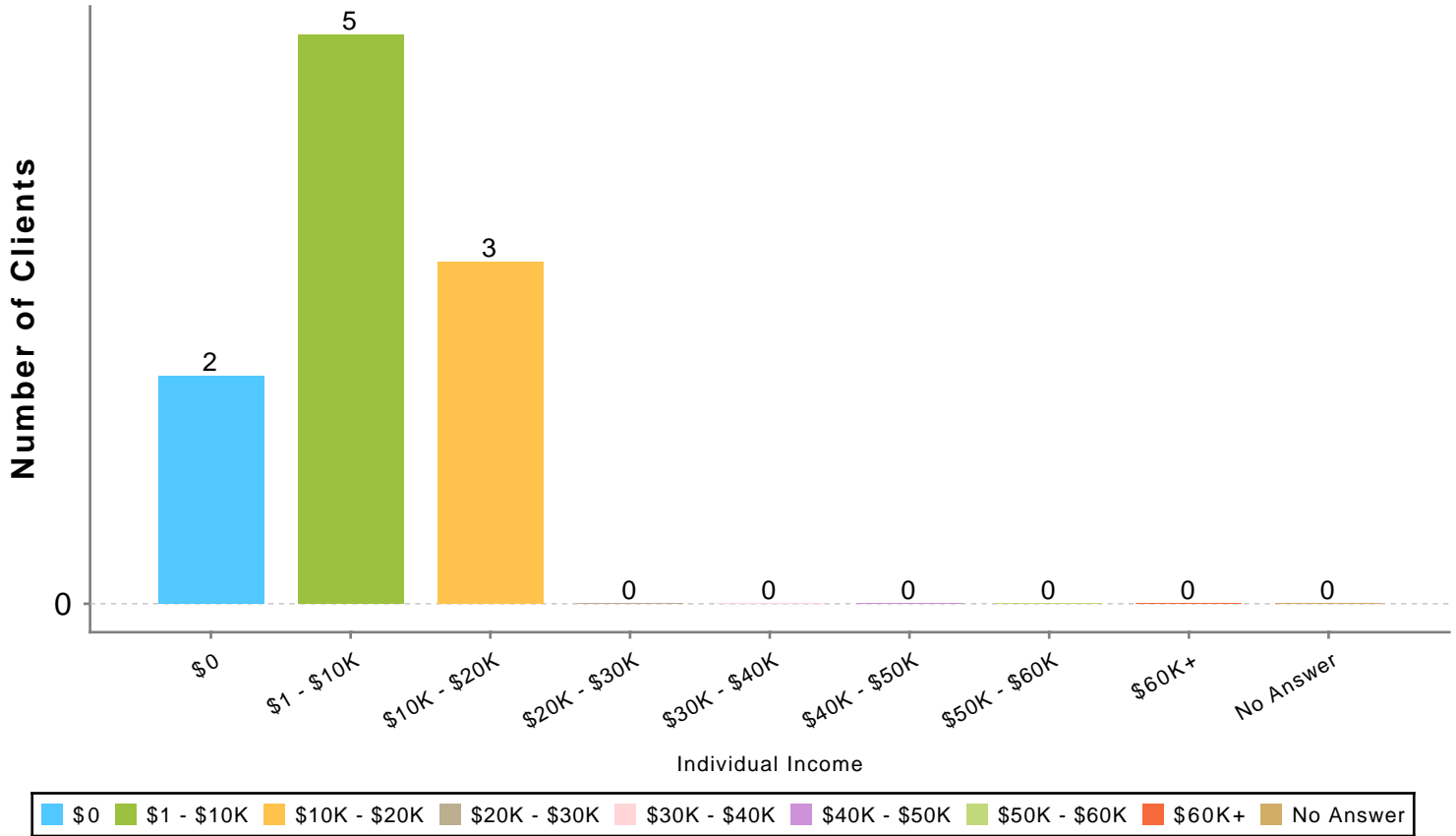
Prior Living Situation (Adults & HoH)	# of Clients
Place not meant for habitation (e.g., a vehicle, an abandoned building, bus/train/subway station/airport or anywhere outside)	4
Emergency shelter, including hotel or motel paid for with emergency shelter voucher, Host Home shelter	5
Safe Haven	1
Foster care home or foster care group home	0
Hospital or other residential non-psychiatric medical facility	0
Jail, prison, or juvenile detention facility	0
Long-term care facility or nursing home	0
Psychiatric hospital or other psychiatric facility	0
Substance abuse treatment facility or detox center	0
Transitional housing for homeless persons (including homeless youth)	0
Residential project or halfway house with no homeless criteria	0
Hotel or motel paid for without emergency shelter voucher	0
Host Home (non-crisis)	0
Staying or living in a friends room, apartment, or house	0
Staying or living in a family members room, apartment, or house	0
Rental by client, no ongoing housing subsidy	0
Rental by client, with ongoing housing subsidy	0
Owned by client, with ongoing housing subsidy	0
Owned by client, no ongoing housing subsidy	0
Client doesn't know	0
Client prefers not to answer	0
No Answer	0
Interim Housing (RETIRED)	0
Rental by client, with GPD TIP housing subsidy (RETIRED)	0
Rental by client, with VASH housing subsidy (RETIRED)	0
Permanent housing (other than RRH) for formerly homeless persons (RETIRED)	0
Rental by client, with RRH or equivalent subsidy (RETIRED)	0
Rental by client, with HCV voucher (tenant or project based) (RETIRED)	0
Rental by client in a public housing unit (RETIRED)	0
Rental by client, with other ongoing housing subsidy (RETIRED)	0
<b>Total:</b>	<b>10</b>

## Prior Living Duration (Adults & HoH) Chart



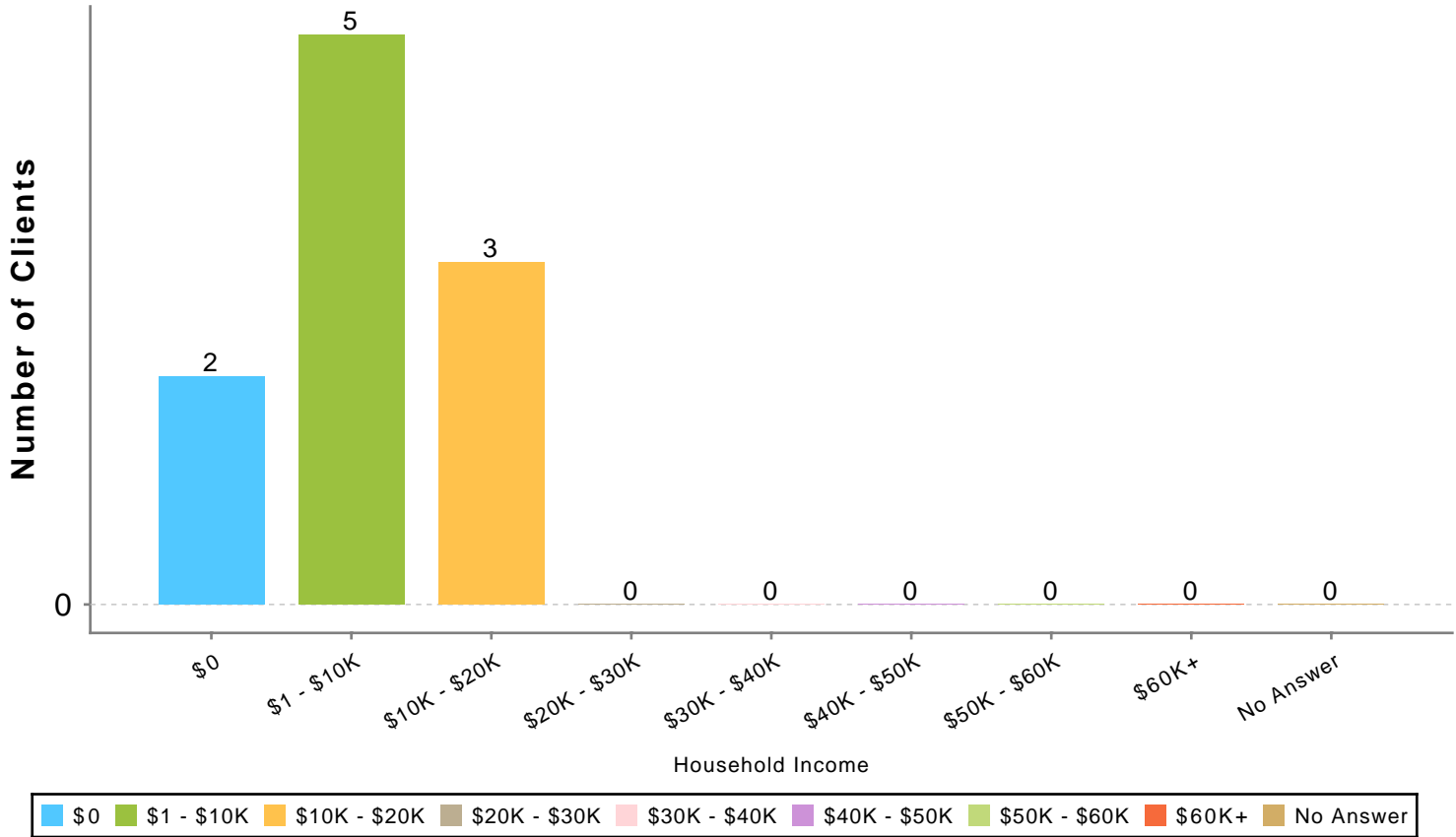
Prior Living Duration (Adults & HoH)	# of Clients
One night or less	0
Two to six nights	0
One week or more, but less than one month	0
One month or more, but less than 90 days	1
90 days or more, but less than one year	1
One year or longer	8
Client doesn't know	0
Client prefers not to answer	0
No Answer	0
<b>Total:</b>	<b>10</b>

## Individual Income (Adults & HoH) Chart



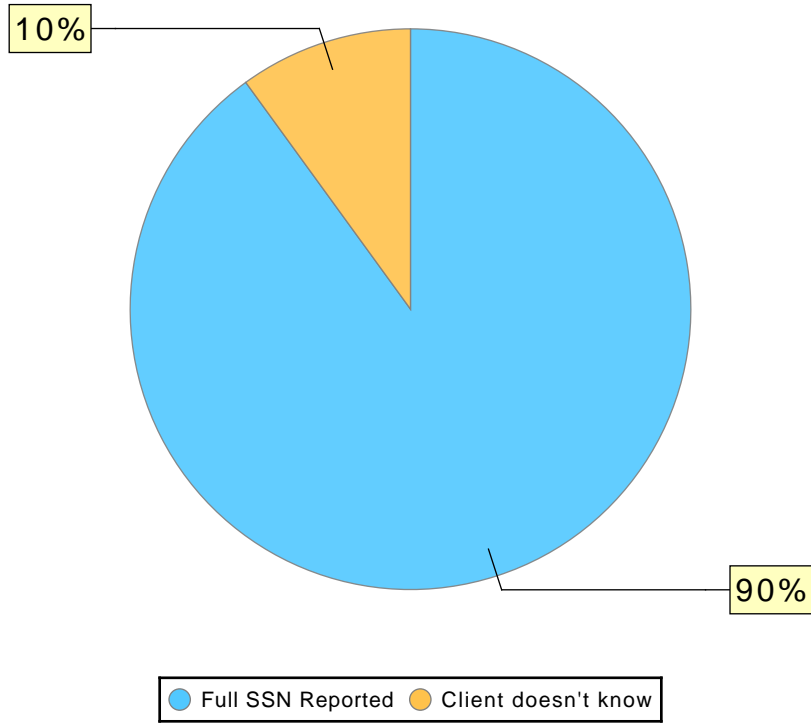
Individual Income (Adults & HoH)	# of Clients
\$0	2
\$1 - \$10K	5
\$10K - \$20K	3
\$20K - \$30K	0
\$30K - \$40K	0
\$40K - \$50K	0
\$50K - \$60K	0
\$60K+	0
No Answer	0
<b>Total:</b>	<b>10</b>

### Household Income Chart



Household Income	# of Clients
\$0	2
\$1 - \$10K	5
\$10K - \$20K	3
\$20K - \$30K	0
\$30K - \$40K	0
\$40K - \$50K	0
\$50K - \$60K	0
\$60K+	0
No Answer	0
<b>Total:</b>	<b>10</b>

**SSN Validity Chart**



SSN Validity	# of Clients
Full SSN Reported	9
Approximate or partial SSN reported	0
Client doesn't know	1
Client prefers not to answer	0
No Answer	0
<b>Total:</b>	<b>10</b>

# Client Demographics Report

**IH - Insight Housing**

Date Range: 01/01/2024 thru 03/31/2024

Veteran: All

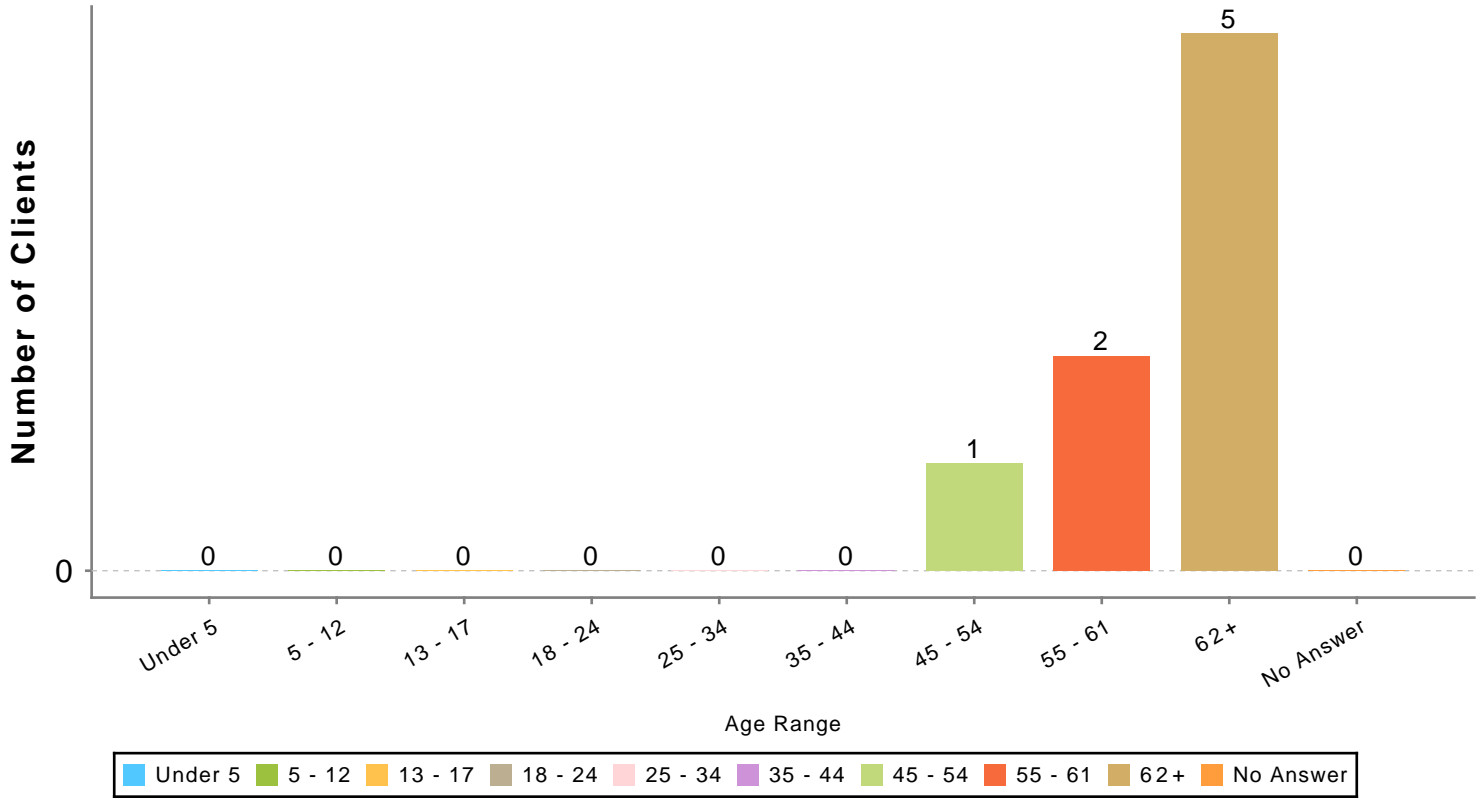
Client Project Stays: All active

## Programs

### *Services Only*

BFHP-NA-SSO-Albany Housing Navigation-Alb

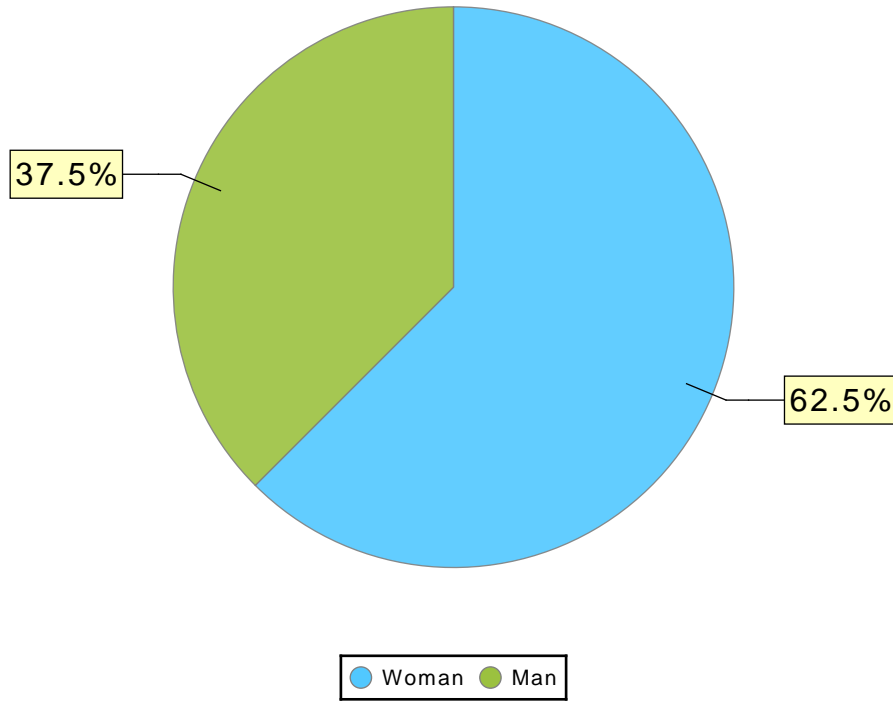
**Age Range Chart**



Age Range	# of Clients
Under 5	0
5 - 12	0
13 - 17	0
18 - 24	0
25 - 34	0
35 - 44	0
45 - 54	1
55 - 61	2
62+	5
No Answer	0
<b>Total:</b>	<b>8</b>



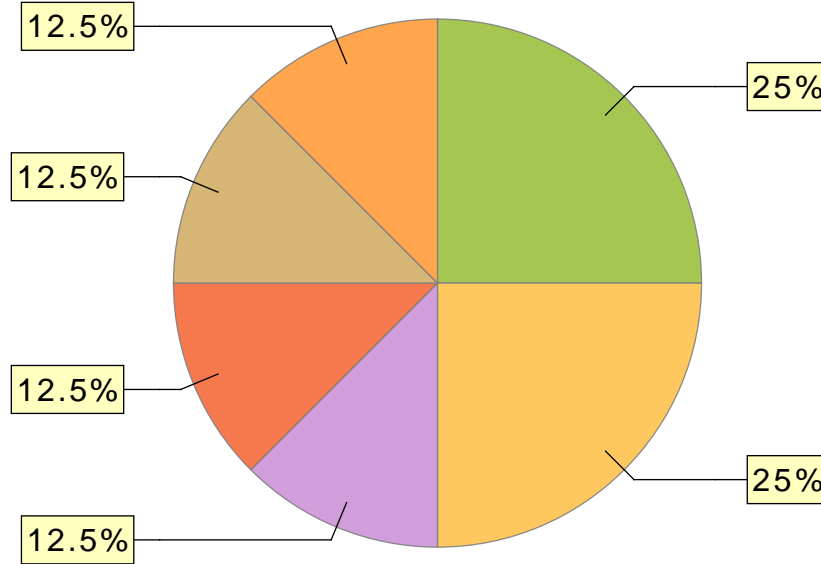
**Gender Chart**



Gender	# of Clients
Woman	5
Man	3
Culturally Specific Identity	0
Transgender	0
Non-Binary	0
Questioning	0
Different Identity	0
Woman / 1 Other Gender Identity	0
Man / 1 Other Gender Identity	0
Culturally Specific Identity / 1 Other Gender Identity	0
Transgender / 1 Other Gender Identity	0
Non-Binary / 1 Other Gender Identity	0
Questioning / Different Identity	0
More than 2 Gender Identities	0
Client doesn't know	0
Client prefers not to answer	0
No Answer	0

**Total: 8**

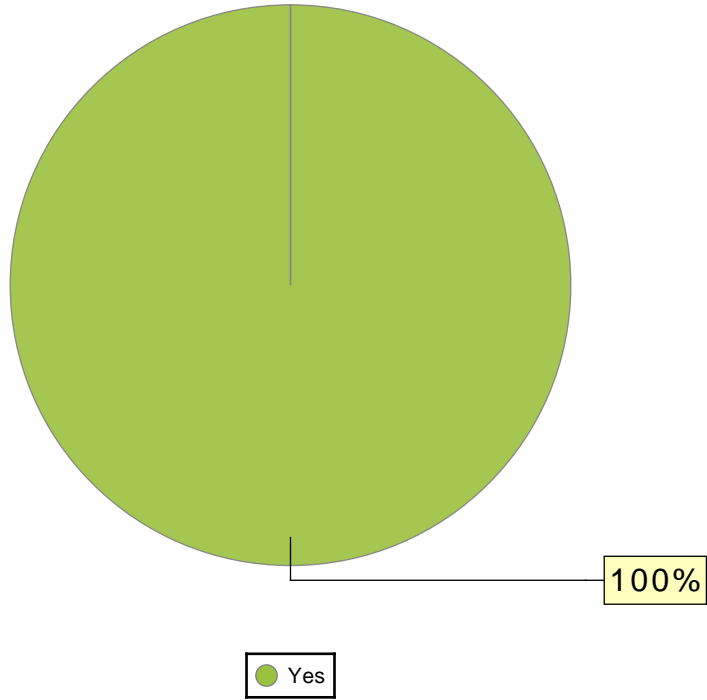
### Race and Ethnicity Chart



● Asian or Asian American 
 ● Black, African American, or African 
 ● Native Hawaiian or Pacific Islander 
 ● White 
 ● Multiracial 
 ● Client doesn't know / prefers not to answer

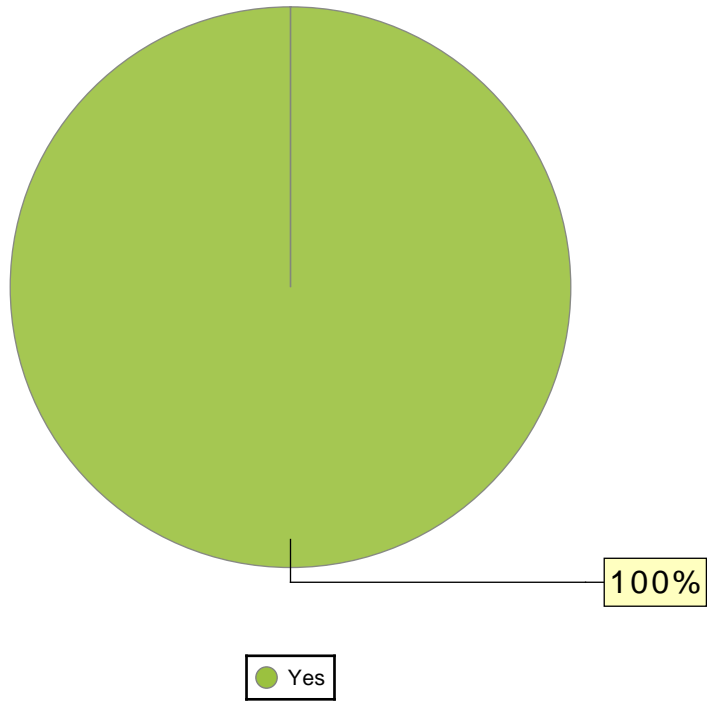
Race and Ethnicity	# of Clients
American Indian, Alaska Native, or Indigenous	0
Asian or Asian American	2
Black, African American, or African	2
Hispanic/Latina/e/o	0
Middle Eastern or North African	0
Native Hawaiian or Pacific Islander	1
White	1
Multiracial	1
Client doesn't know / prefers not to answer	1
No Answer	0
<b>Total:</b>	<b>8</b>

**Disabled (Adults & HoH) Chart**



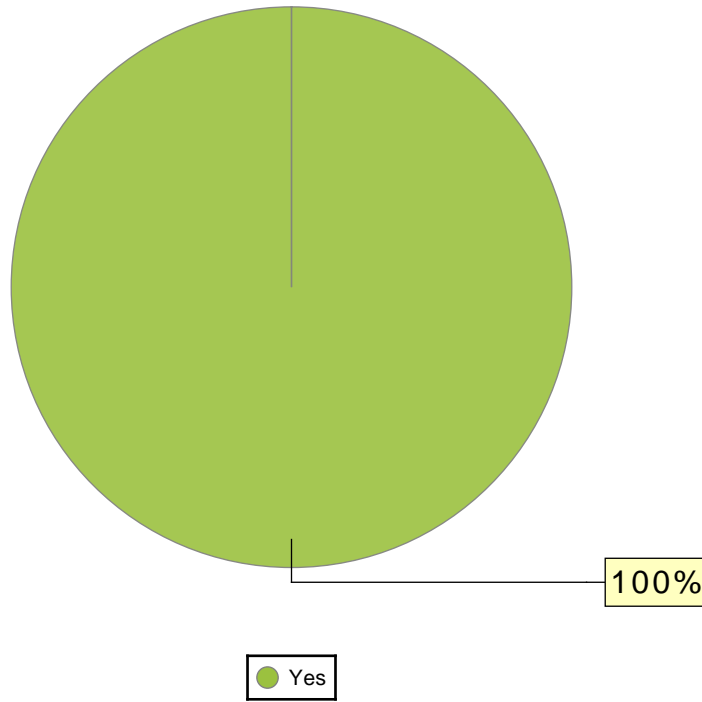
Disabled (Adults & HoH)	# of Clients
No	0
Yes	8
Client doesn't know	0
Client prefers not to answer	0
No Answer	0
<b>Total:</b>	<b>8</b>

**Physical Disability Chart**



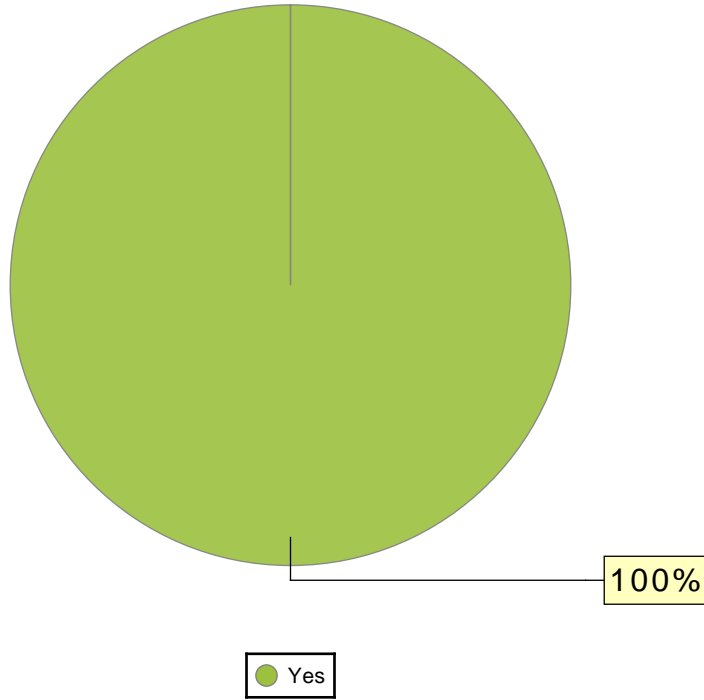
Physical Disability	# of Clients
No	0
Yes	8
Client doesn't know	0
Client prefers not to answer	0
No Answer	0
<b>Total:</b>	<b>8</b>

**Developmental Disability Chart**



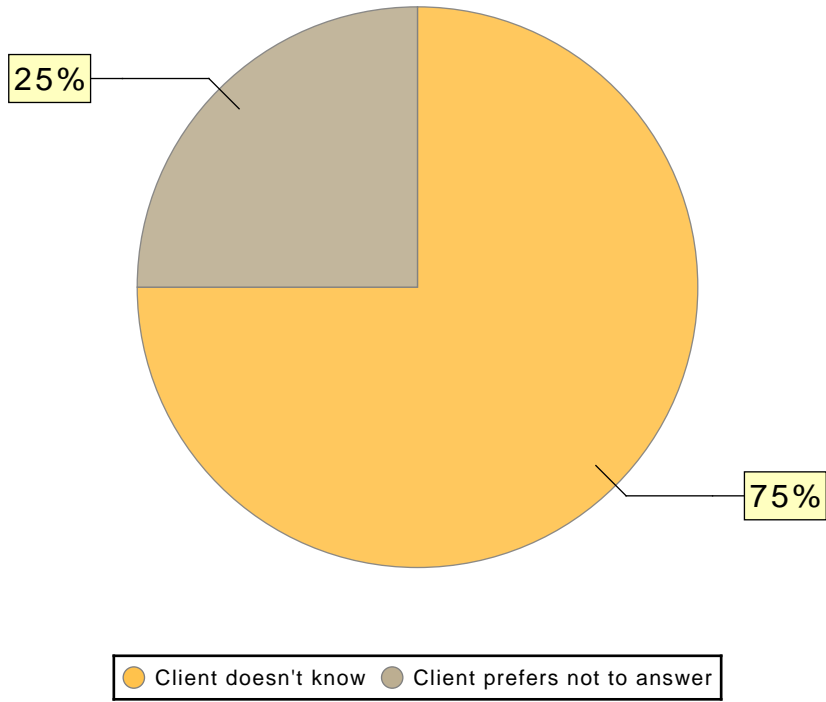
Developmental Disability	# of Clients
No	0
Yes	8
Client doesn't know	0
Client prefers not to answer	0
No Answer	0
<b>Total:</b>	<b>8</b>

**Chronic Health Condition Chart**



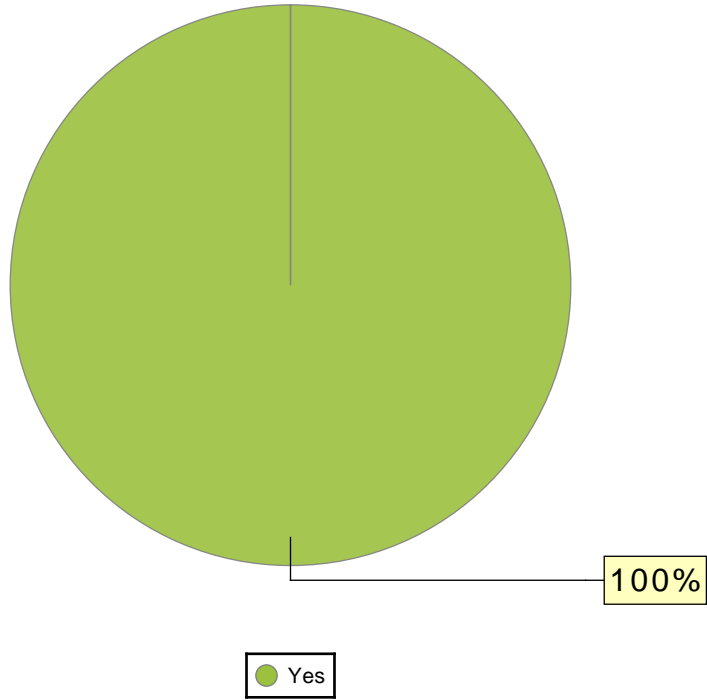
Chronic Health Condition	# of Clients
No	0
Yes	8
Client doesn't know	0
Client prefers not to answer	0
No Answer	0
<b>Total:</b>	<b>8</b>

**HIV/AIDS Chart**



HIV/AIDS	# of Clients
No	0
Yes	0
Client doesn't know	6
Client prefers not to answer	2
No Answer	0
<b>Total:</b>	<b>8</b>

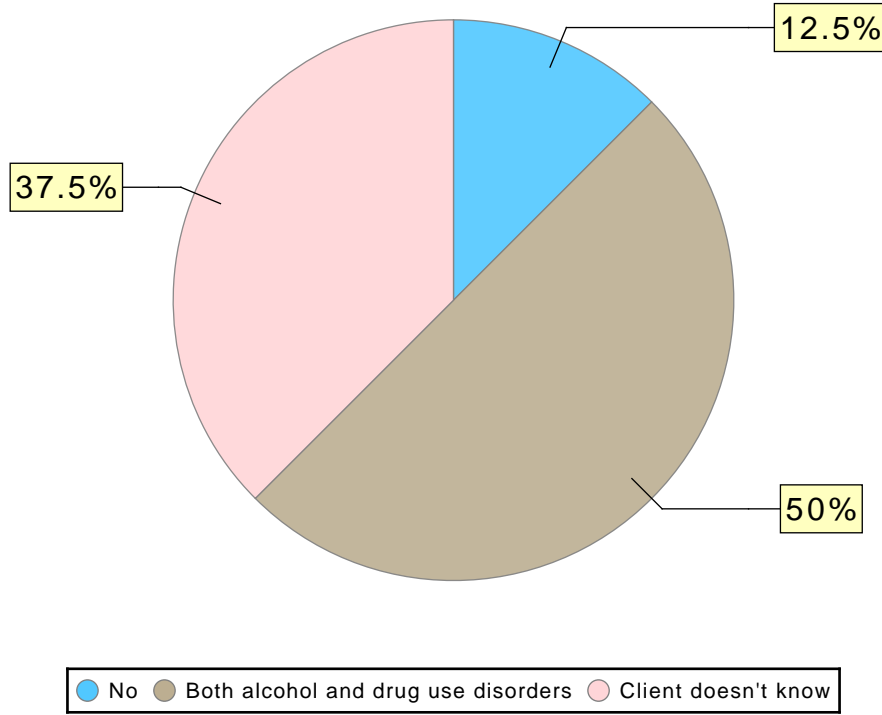
**Mental Health Disorder Chart**



Mental Health Disorder	# of Clients
No	0
Yes	8
Client doesn't know	0
Client prefers not to answer	0
No Answer	0
<b>Total:</b>	<b>8</b>

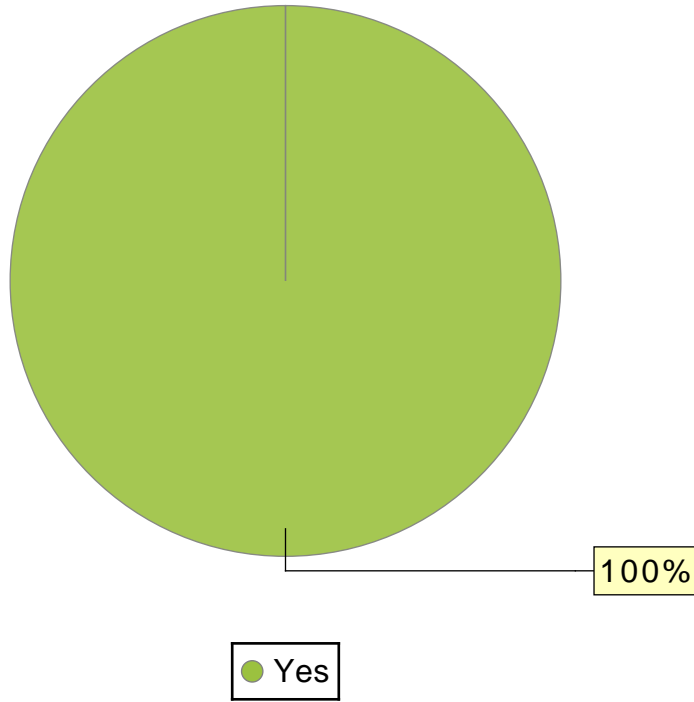


**Substance Use Disorder Chart**



Substance Use Disorder	# of Clients
No	1
Alcohol use disorder	0
Drug use disorder	0
Both alcohol and drug use disorders	4
Client doesn't know	3
Client prefers not to answer	0
No Answer	0
<b>Total:</b>	<b>8</b>

**Chronic Homelessness (Adults & HoH) Chart**



Chronic Homelessness (Adults & HoH)	# of Clients
No	0
Yes	8
Client doesn't know	0
Client prefers not to answer	0
Data not collected	0
Unknown CH Status	0
Clients Entering from Homelessness	# of Clients
Yes	8
No	0
Approximate Date Started	# of Clients
365 Days or More	8
Less Than 365 Days	0
Missing	0
Not applicable	0
Times Homeless in the Past Three Years	# of Clients
One Time	0
Two Times	0

# Client Demographics Report

IH - Insight Housing

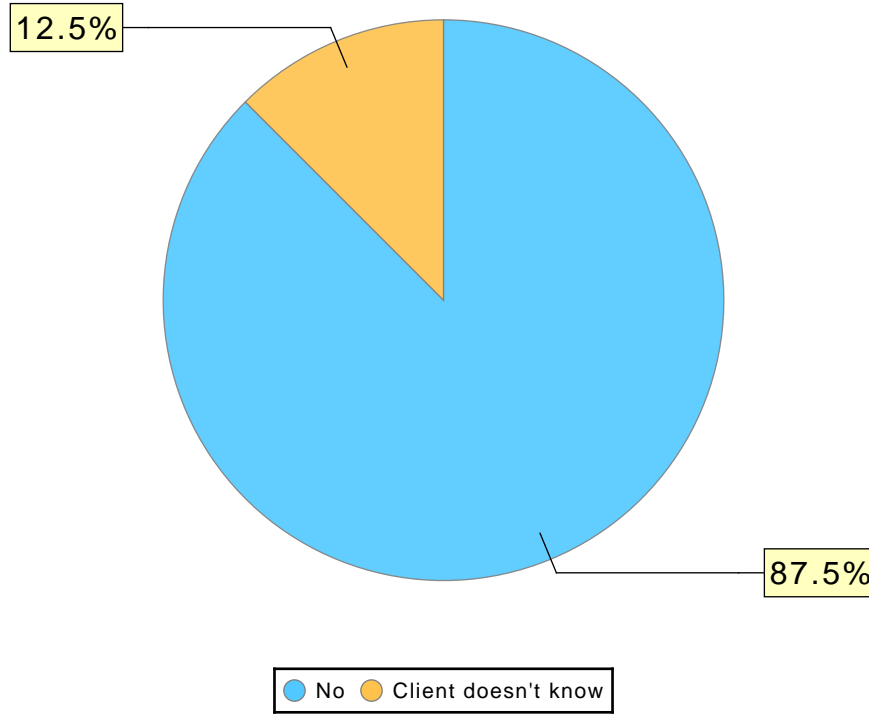
Date Range: 01/01/2024 thru 03/31/2024

Veteran: All

Client Project Stays: All active


Times Homeless in the Past Three Years	# of Clients
Three Times	0
Four or more times	8
Client doesn't know	0
Client prefers not to answer	0
No Answer	0
Total Months Homeless in the Past Three years	# of Clients
One month (this time is the first month)	0
Two Months	0
Three Months	0
Four Months	0
Five Months	0
Six Months	0
Seven Months	0
Eight Months	0
Nine Months	0
Ten Months	0
Eleven Months	0
Twelve Months	0
More than 12 Months	8
Client doesn't know	0
Client prefers not to answer	0
No Answer	0
Not Applicable	0
<b>Total:</b>	<b>8</b>

**Veteran Status (Adults Only) Chart**



Veteran Status (Adults Only)	# of Clients
No	7
Yes	0
Client doesn't know	1
Client prefers not to answer	0
No Answer	0
<b>Total:</b>	<b>8</b>

## Prior Living Situation (Adults & HoH) Chart



- Place not meant for habitation (e.g., a vehicle, an abandoned building, bus/train/subway station/airport or anywhere outside)
- Emergency shelter, including hotel or motel paid for with emergency shelter voucher, Host Home shelter
- Safe Haven
- Foster care home or foster care group home
- Hospital or other residential non-psychiatric medical facility
- Jail, prison, or juvenile detention facility
- Long-term care facility or nursing home
- Psychiatric hospital or other psychiatric facility
- Substance abuse treatment facility or detox center
- Transitional housing for homeless persons (including homeless youth)
- Residential project or halfway house with no homeless criteria
- Hotel or motel paid for without emergency shelter voucher
- Host Home (non-crisis)
- Staying or living in a friend's room, apartment, or house
- Staying or living in a family member's room, apartment, or house
- Rental by client, no ongoing housing subsidy
- Rental by client, with ongoing housing subsidy
- Owned by client, with ongoing housing subsidy
- Owned by client, no ongoing housing subsidy
- Client doesn't know
- Client prefers not to answer
- No Answer
- Interim Housing (RETIRED)
- Rental by client, with GPD TIP housing subsidy (RETIRED)
- Rental by client, with VASH housing subsidy (RETIRED)
- Permanent housing (other than RRH) for formerly homeless persons (RETIRED)
- Rental by client, with RRH or equivalent subsidy (RETIRED)
- Rental by client, with HCV voucher (tenant or project based) (RETIRED)
- Rental by client in a public housing unit (RETIRED)
- Rental by client, with other ongoing housing subsidy (RETIRED)

Prior Living Situation (Adults & HoH)	# of Clients
---------------------------------------	--------------

# Client Demographics Report

IH - Insight Housing

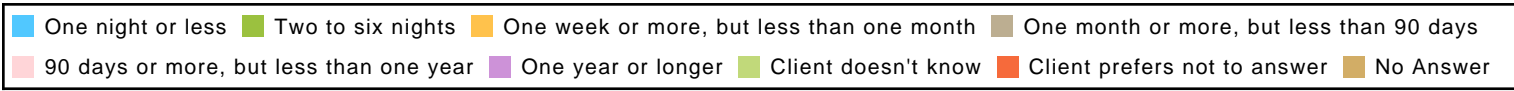
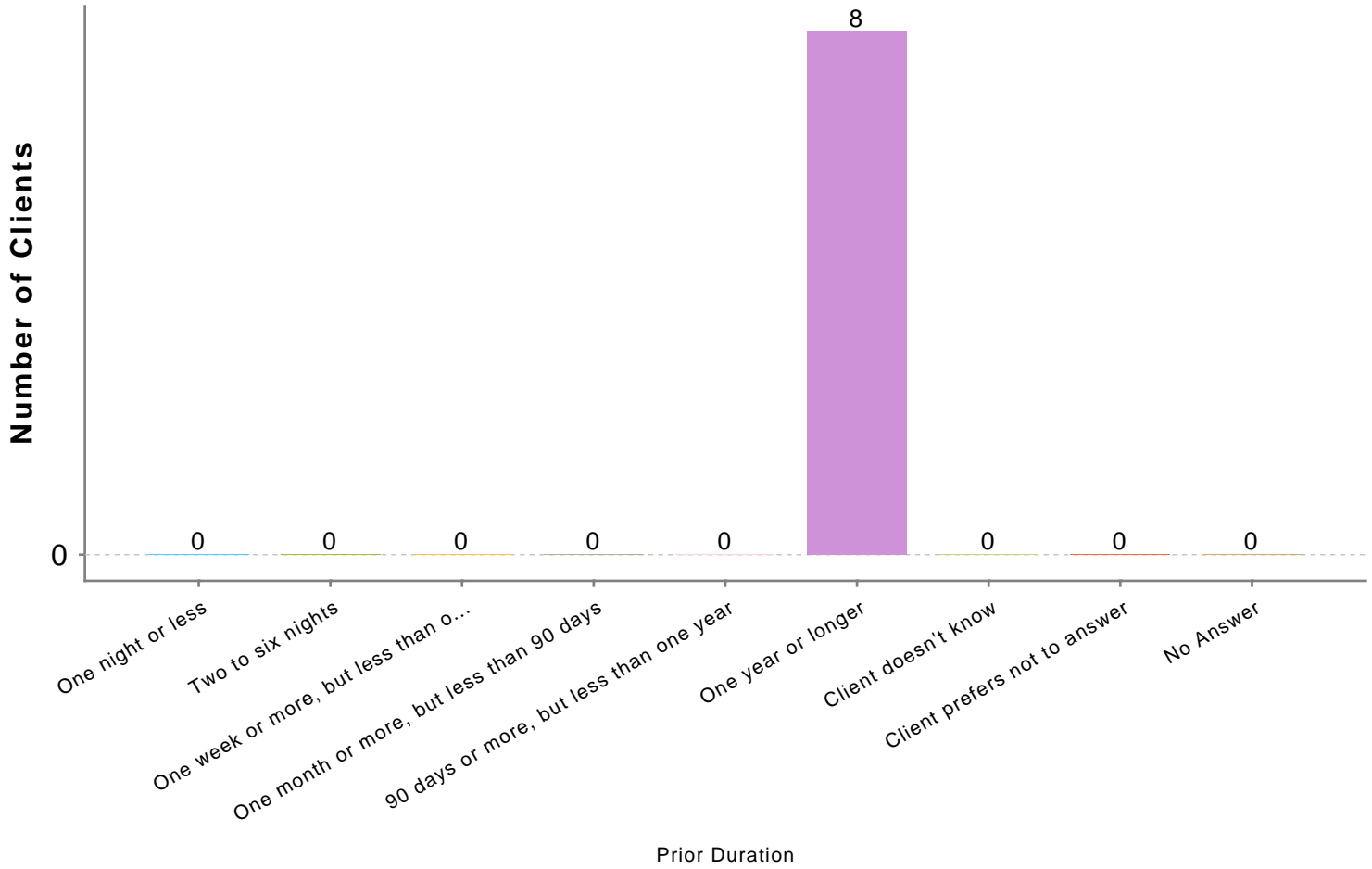
Date Range: 01/01/2024 thru 03/31/2024

Veteran: All

Client Project Stays: All active

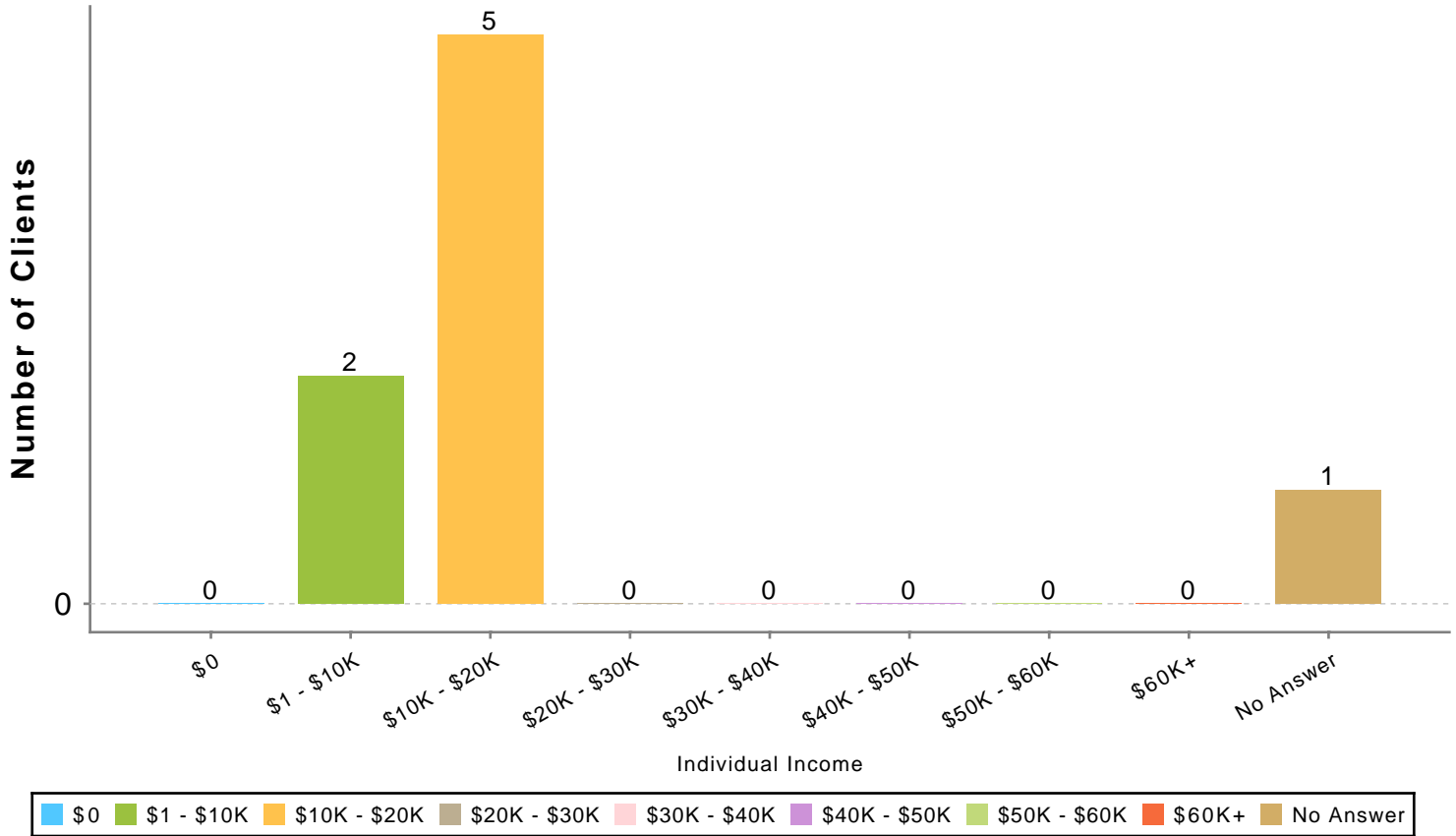
Prior Living Situation (Adults & HoH)	# of Clients
Place not meant for habitation (e.g., a vehicle, an abandoned building, bus/train/subway station/airport or anywhere outside)	8
Emergency shelter, including hotel or motel paid for with emergency shelter voucher, Host Home shelter	0
Safe Haven	0
Foster care home or foster care group home	0
Hospital or other residential non-psychiatric medical facility	0
Jail, prison, or juvenile detention facility	0
Long-term care facility or nursing home	0
Psychiatric hospital or other psychiatric facility	0
Substance abuse treatment facility or detox center	0
Transitional housing for homeless persons (including homeless youth)	0
Residential project or halfway house with no homeless criteria	0
Hotel or motel paid for without emergency shelter voucher	0
Host Home (non-crisis)	0
Staying or living in a friends room, apartment, or house	0
Staying or living in a family members room, apartment, or house	0
Rental by client, no ongoing housing subsidy	0
Rental by client, with ongoing housing subsidy	0
Owned by client, with ongoing housing subsidy	0
Owned by client, no ongoing housing subsidy	0
Client doesn't know	0
Client prefers not to answer	0
No Answer	0
Interim Housing (RETIRED)	0
Rental by client, with GPD TIP housing subsidy (RETIRED)	0
Rental by client, with VASH housing subsidy (RETIRED)	0
Permanent housing (other than RRH) for formerly homeless persons (RETIRED)	0
Rental by client, with RRH or equivalent subsidy (RETIRED)	0
Rental by client, with HCV voucher (tenant or project based) (RETIRED)	0
Rental by client in a public housing unit (RETIRED)	0
Rental by client, with other ongoing housing subsidy (RETIRED)	0
<b>Total:</b>	<b>8</b>

## Prior Living Duration (Adults & HoH) Chart



Prior Living Duration (Adults & HoH)	# of Clients
One night or less	0
Two to six nights	0
One week or more, but less than one month	0
One month or more, but less than 90 days	0
90 days or more, but less than one year	0
One year or longer	8
Client doesn't know	0
Client prefers not to answer	0
No Answer	0
<b>Total:</b>	<b>8</b>

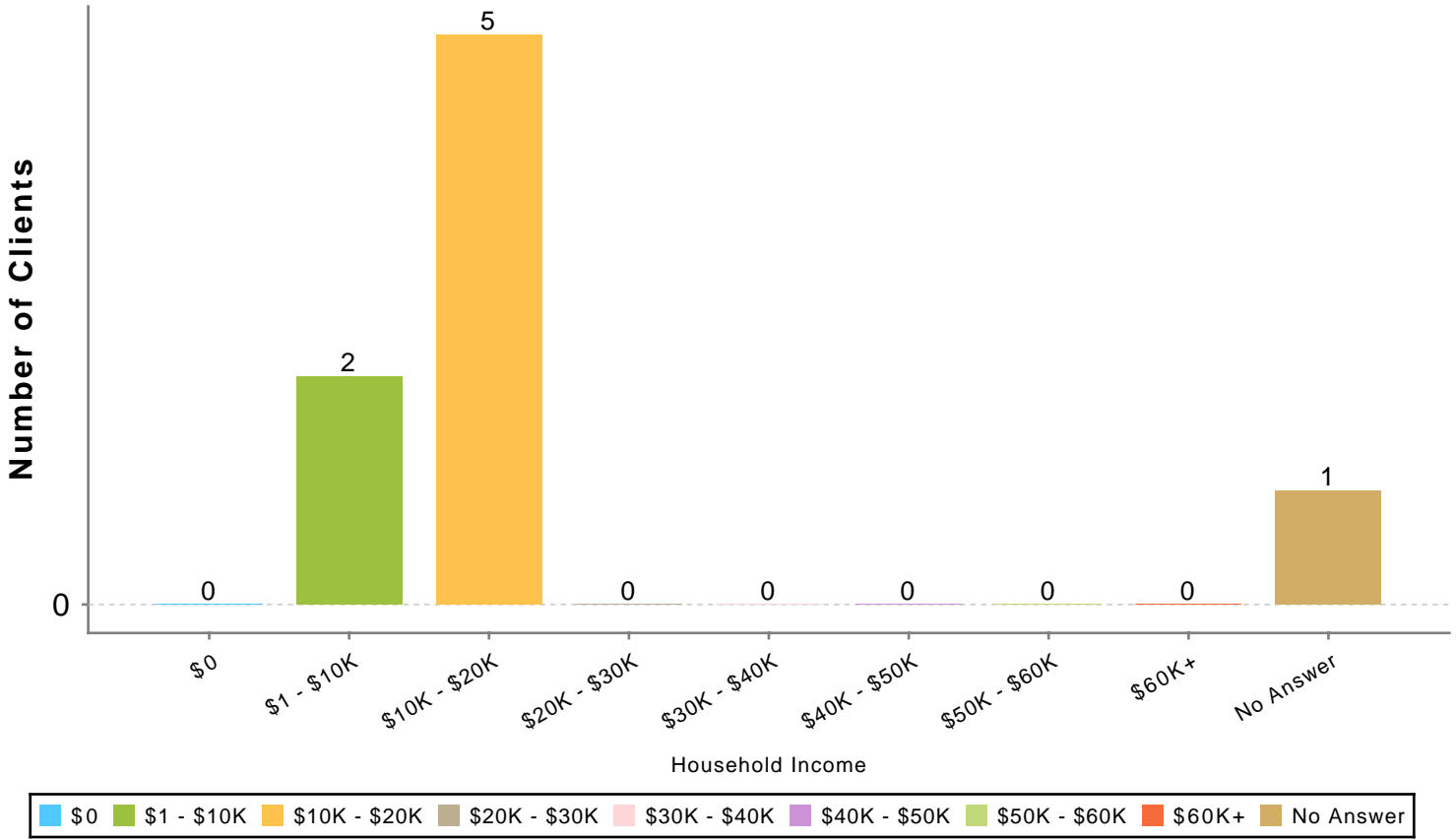
## Individual Income (Adults & HoH) Chart



Individual Income (Adults & HoH)	# of Clients
\$0	0
\$1 - \$10K	2
\$10K - \$20K	5
\$20K - \$30K	0
\$30K - \$40K	0
\$40K - \$50K	0
\$50K - \$60K	0
\$60K+	0
No Answer	1
<b>Total:</b>	<b>8</b>

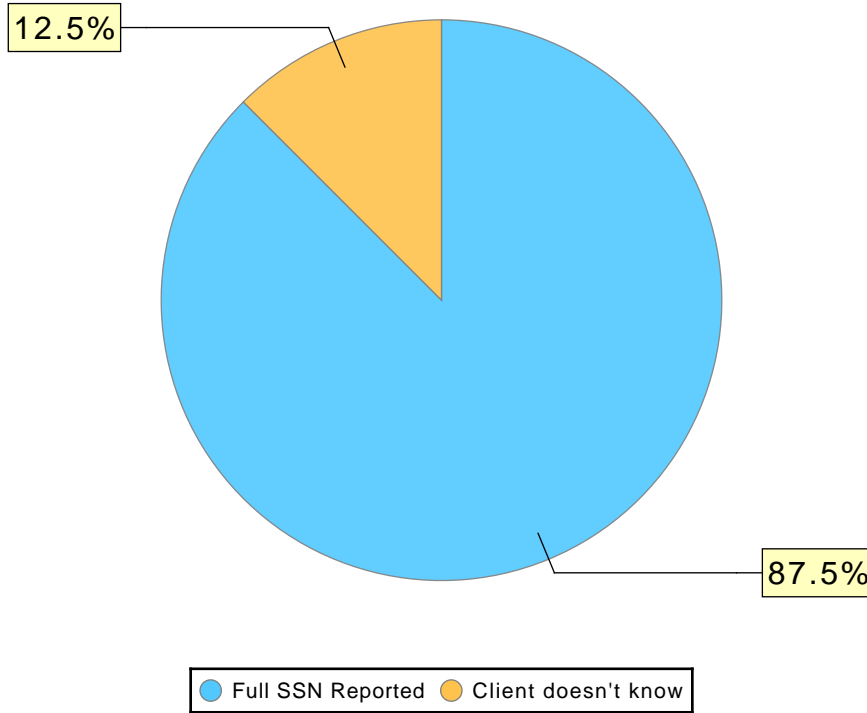


### Household Income Chart



Household Income	# of Clients
\$0	0
\$1 - \$10K	2
\$10K - \$20K	5
\$20K - \$30K	0
\$30K - \$40K	0
\$40K - \$50K	0
\$50K - \$60K	0
\$60K+	0
No Answer	1
<b>Total:</b>	<b>8</b>

**SSN Validity Chart**



SSN Validity	# of Clients
Full SSN Reported	7
Approximate or partial SSN reported	0
Client doesn't know	1
Client prefers not to answer	0
No Answer	0
<b>Total:</b>	<b>8</b>

# Client Demographics Report

**IH - Insight Housing**

Date Range: 01/01/2024 thru 03/31/2024

Veteran: All

Client Project Stays: All active

## Programs

### *Street Outreach*

BFHP-NA-SO-Albany Outreach-Alb