

Albany Project HOPE
Homeless Outreach and Engagement Program
Berkeley Food and Housing Project Narrative Report
Jan 2020 – March 2020

Activities To-Date

The Housing Navigation team continues to support clients accessing Rapid Rehousing through Albany Project Hope. This includes three clients residing in an Oakland residence, a client in Alameda, and three clients occupying the master leased residence in Richmond. The Housing Navigators have supported all clients in applying for additional subsidized housing opportunities and have tended to the individual needs identified on each client's housing stability plan. This quarter, additional care was taken to support two clients in establishing medical insurance, medical care, cash income, and food stamps for the first time in over two years. The lead Housing Navigator also supported one of these clients in applying for ongoing case management services from the Regional Center. The application is currently in process.

As stated in the previous quarterly narrative, Albany Housing Navigation has continued to support a client in Rapid Rehousing who is navigating immigration services and receiving care for a cancer diagnosis. This quarter, the individual received a match to a low-cost apartment in subsidized senior housing. Due to COVID-19 and the shelter-in-place ordinance, the senior housing organization has paused on intakes for their building. The client's match is still valid and will continue the intake process once shelter-in-place is lifted. Additionally, the client has begun working part-time hours to supplement his income and appears to be making significant strides in his physical wellness.

Housing Navigation has also continued to support three clients accessing RRH in a master leased house in Richmond. The team has engaged in regular weekly in-person check-ins with the household and supported the clients with shared living skills. Such skills have included the creation of chore schedules, balanced use of shared spaces, and conflict resolution. The team has also supported each client's goals for income, medical care, permanent housing, and education.

Housing Navigation continues to conduct regular outreach at various locations in Albany, including the library, community center, Ohlone Greenway, Albany CARES program, and the shower program. The team has also added a shopping plaza, located on San Pablo Ave north of Buchanan St., as a regular outreach site. The team has continued to refer clients to appropriate services to expand their support network. This quarter, the team referred three clients for intake at Berkeley Mental Health and supported four clients in registering for Lifelong medical care. The team has also responded to several outreach requests made by the Albany community on behalf of homeless residents. This quarter, outreach efforts have included support with conflict resolution between homeless individuals accessing the library and community center spaces. In collaboration with community center and library staff, the outreach team engaged these individuals by offering housing assistance and encouraging behavior that would allow their continued access to community spaces.

Lastly, the Albany Project HOPE team provided emergency housing resources in response to the shelter-in-place ordinance. With support from additional Berkeley Food and Housing Project staff,

the Albany team outreached to homeless individuals in the Albany area to offer immediate motel assistance, personal protective equipment (such as gloves and masks), emergency food resources, and transportation assistance. More information regarding these efforts is outlined in the narrative successes.

This quarter included 25 total clients enrolled into Housing Navigation, with three exiting after securing permanent housing and two exiting due to no contact from the clients. There were also a total of 18 individuals enrolled into outreach, with three exiting due to no contact, one accessing permanent housing independently, and seven switched to Housing Navigation. One client was also exited from outreach after exhibiting symptoms of COVID-19. The client was referred to a county motel program with on-site medical support.

Successes

Since January 2020, two clients in Albany Housing Navigation have received Shelter Plus Care vouchers for subsidized housing. The Housing Navigation team supported clients in finalizing their access to vouchers and will continue to support the clients in a housing search. As previously stated, a RRH client has also received a match to senior subsidized housing. While the shelter-in-place ordinance has impacted the housing process for these clients, the team is still supporting housing efforts and working with landlords to identify appropriate units.

In July 2019, the Albany Project HOPE team received a referral for a homeless family in Albany. Housing Navigation provided immediate motel assistance and quickly supported the family with accessing Rapid Rehousing. As of March 2020, the family has reached financial stability and has successfully exited from the Albany RRH into permanent housing. The Albany Project HOPE program has also supported two households with maintaining permanent housing through the use of Homeless Prevention funds. The team supported each household with developing a long-term plan to ensure housing stability after accessing the one-time financial assistance from Albany, as well as coordinated with property owners to ensure rent payment.

In response to COVID-19 and the shelter-in-place ordinance, the Housing Navigation team engaged in successful outreach efforts to support clients with emergency motel assistance. Twelve individuals accepted and moved into motel rooms through Albany Project HOPE. Housing Navigation provided in-person outreach several times a week during motel stays, offering resources to meet individual needs, offering education on COVID-19 and the appropriate use of protective gear, and monitoring potential symptoms. When one client exhibited symptoms of COVID-19, the team successfully supported the client in accessing an Alameda County motel resource with on-site medical staff. Additionally, the team received inquiries through the City of Berkeley's By Name's List to help locate other individuals that the county deemed eligible for a motel program called Safer Ground. The team successfully contacted previously exited clients to support them in accessing this emergency resource.

Challenges

Due to the success of the master leased house for women in Richmond, the Albany Project HOPE team has endeavored to secure an additional house for men enrolled in Housing Navigation. The lead case manager visited several housing locations with the intention to master lease. Unfortunately, the housing sites visited did not resemble the same level of quality and safety offered in the Richmond house. While the Albany team still hopes to secure another master leased house in the future, the events of COVID-19 have paused this effort.

Additionally, the current state of shelter-in-place has slowed progress with other clients who have secured subsidized housing matches. While their matches to permanent supportive housing are still valid, there is uncertainty about the timeline of helping clients move into permanent housing.

EXHIBIT D

BFHP Albany PROJECT PERFORMANCE MEASURES FY 19-20 – Quarter 3

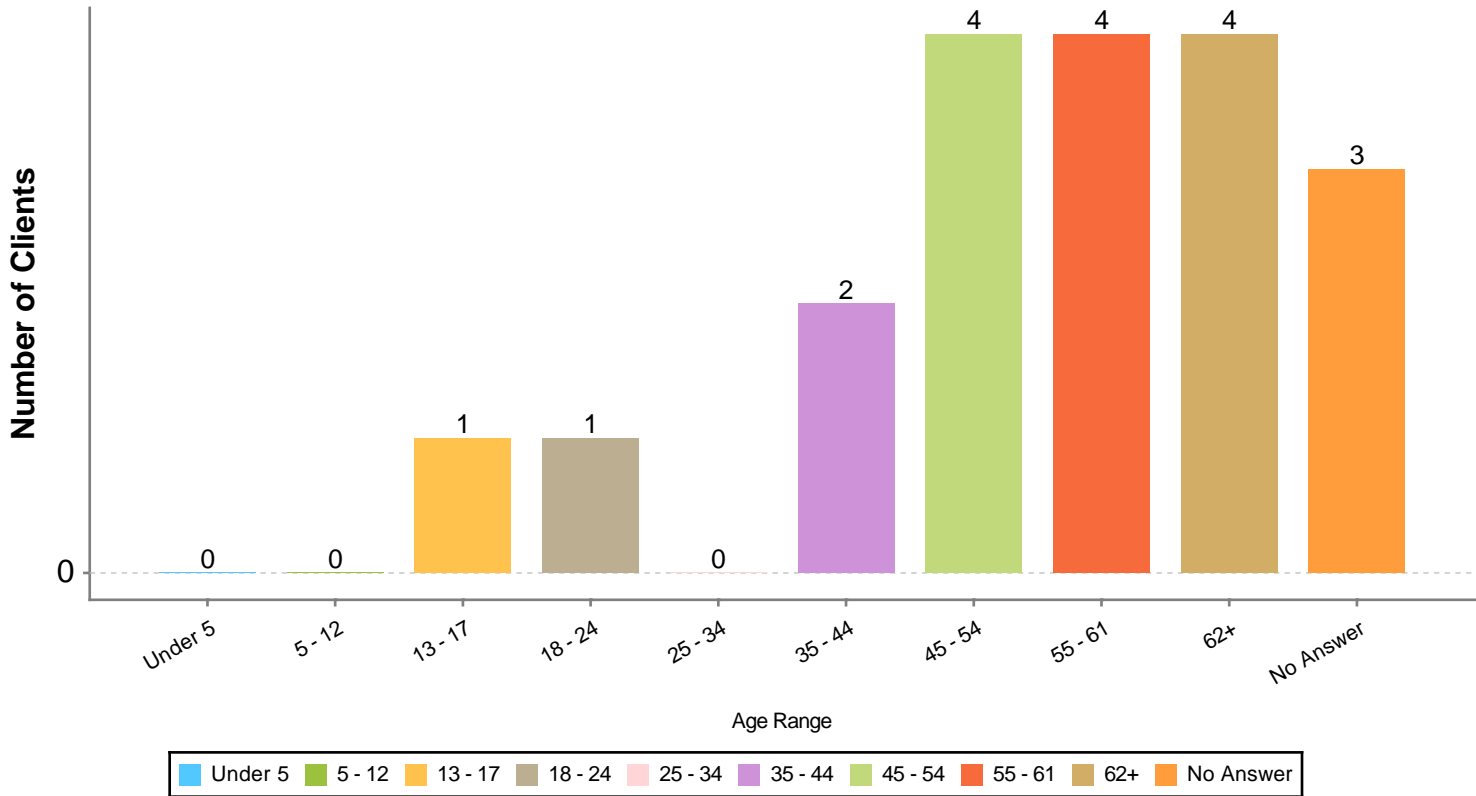
Due on the 15th of each month following the quarter

Project Performance Measures and Targets				
Performance Measure	Target	Progress/Activity this period	Year to date statistics	Comments
Outreach contacts (unduplicated contact with a new client)	60	14	37	
Performed initial intake/enrollment	40	9	17	
Number of housing case plans performed	25	11	25	
New Clients Housed (RRH)	12	12	22	
Master Leasing – New clients housed	10	0	3	
Clients maintaining housing for 6 months	8	1	4	
*Clients maintaining housing for a year	7	3	3	
Clients exited from Aftercare program	6	1	2	
New Clients - prevention	6	2	3	Two households at UC Village referred to UC Student Advocates office for rental assistance
Clients receiving flexible housing subsidy for move in costs	10	1	15	
Clients served with Landlords incentives	12	1	9	

*This measure duplicates clients in the measure above. It includes only non-exited clients.

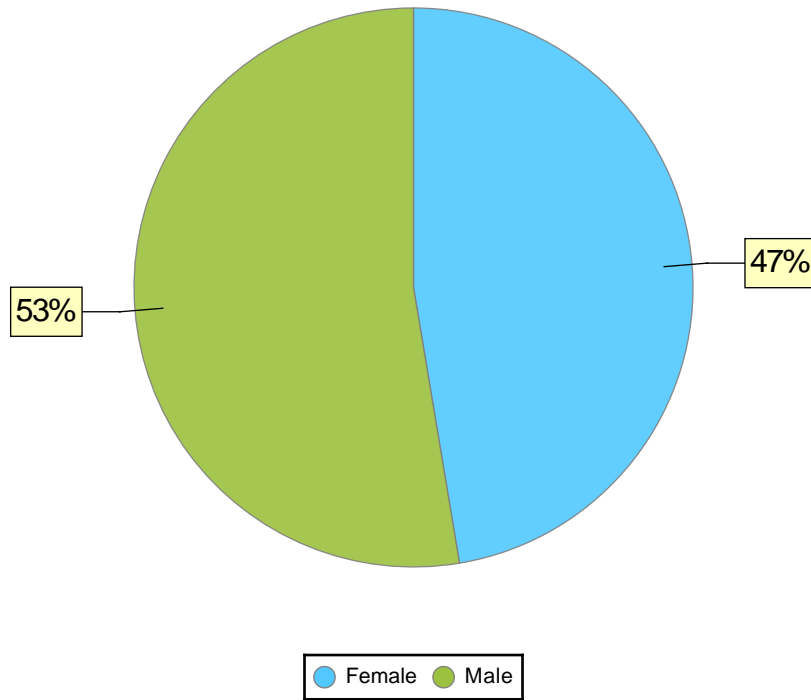
Outreach Client Demographics Report

Client Age Range Chart



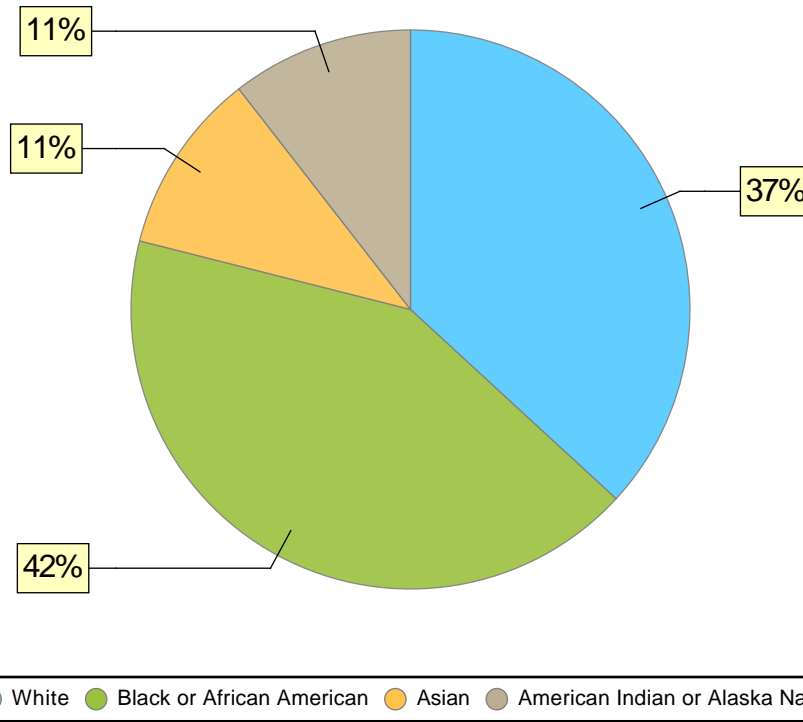
Age Range	# of Clients
Under 5	0
5 - 12	0
13 - 17	1
18 - 24	1
25 - 34	0
35 - 44	2
45 - 54	4
55 - 61	4
62+	4
No Answer	3
Total:	19

Gender



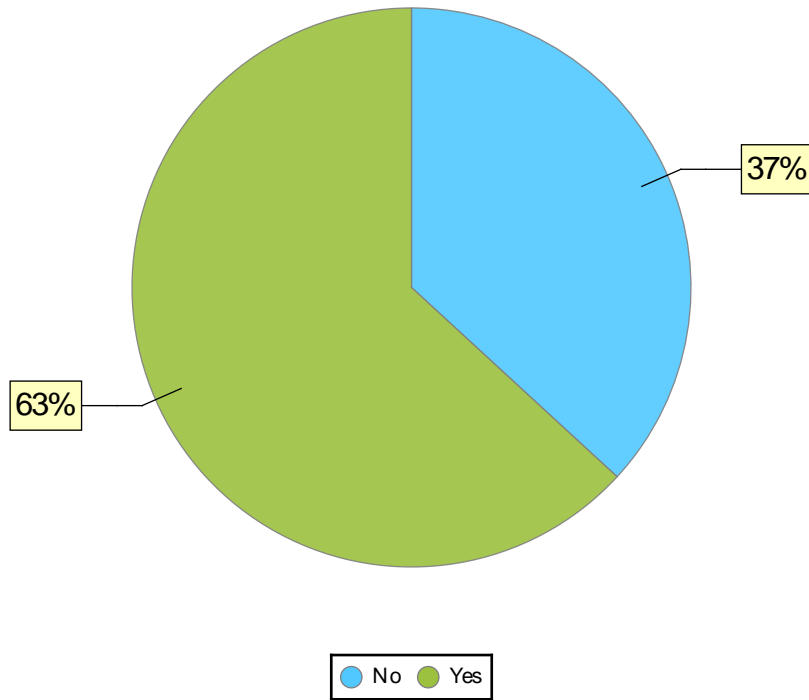
Gender	# of Clients
Female	9
Male	10
Trans Female (MTF or Male to Female)	0
Trans Male (FTM or Female to Male)	0
Gender Non-Conforming (i.e. not exclusively male or female)	0
Client doesn't know	0
Client refused	0
No Answer	0
Total:	19

Race



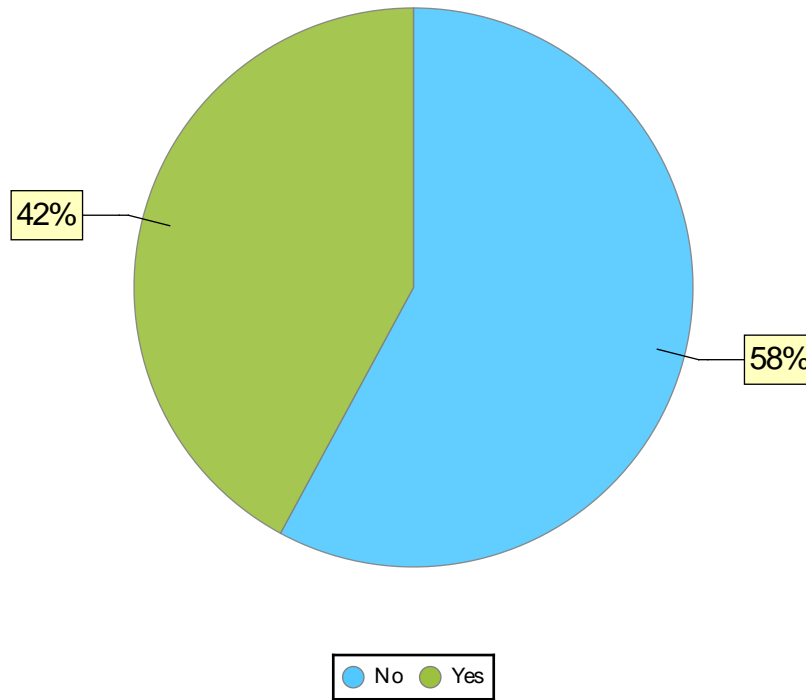
Race Demographic	# of Clients
White	7
Black or African American	8
Asian	2
American Indian or Alaska Native	2
Multiple races	0
Native Hawaiian or Other Pacific Islander	0
Client Don't know / Refused	0
No Answer	0
Total:	19

Disabled Demographic (Adults & HoHH) Chart



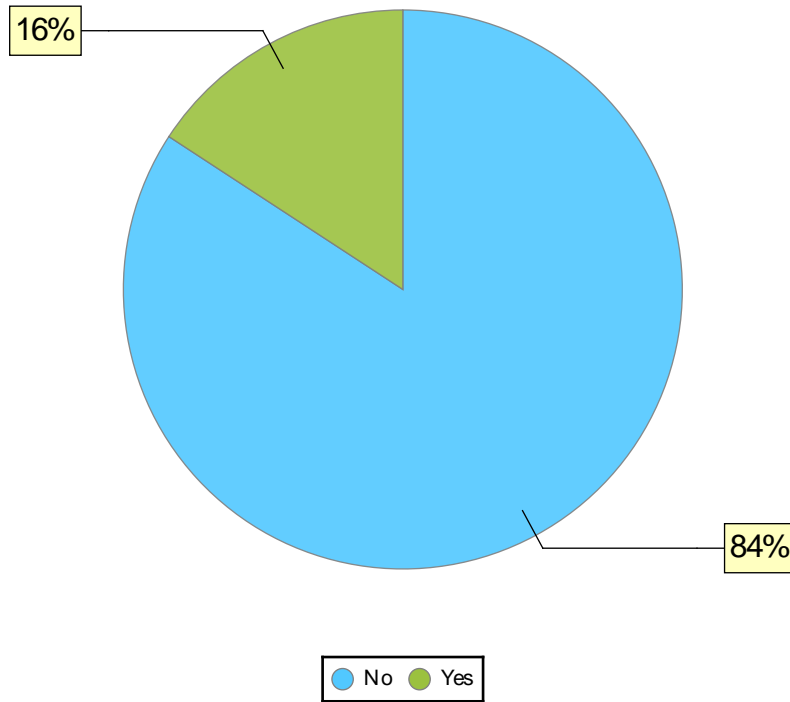
Disabled Demographic (Adults & HoHH)	# of Clients
No	7
Yes	12
Client doesn't know	0
Client refused	0
No Answer	0
Total:	19

Physical Disability Chart



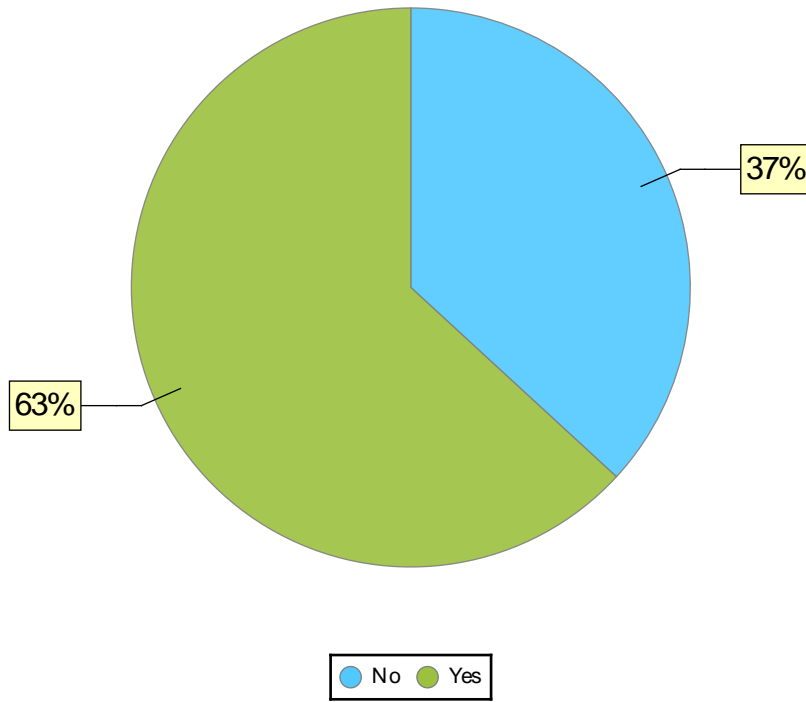
Physical Disability	# of Clients
No	11
Yes	8
Client doesn't know	0
Client refused	0
No Answer	0
Total:	19

Developmental Disability Chart



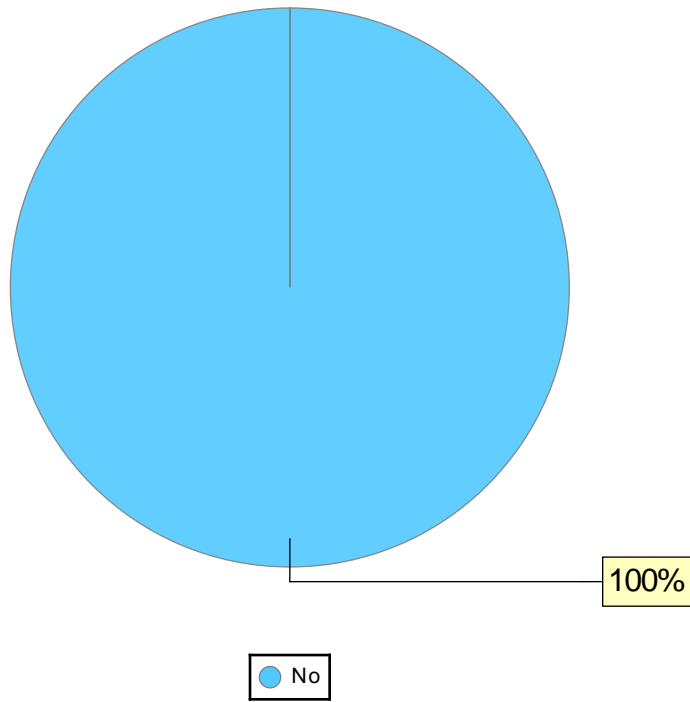
Developmental Disability	# of Clients
No	16
Yes	3
Client doesn't know	0
Client refused	0
No Answer	0
Total:	19

Chronic Health Condition Chart



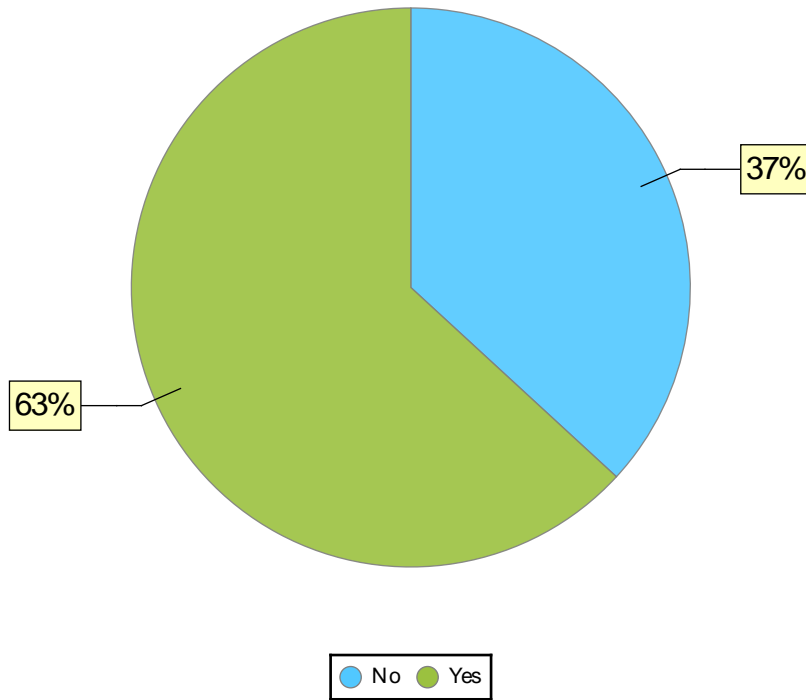
Chronic Health Condition	# of Clients
No	7
Yes	12
Client doesn't know	0
Client refused	0
No Answer	0
Total:	19

HIV/AIDS Chart



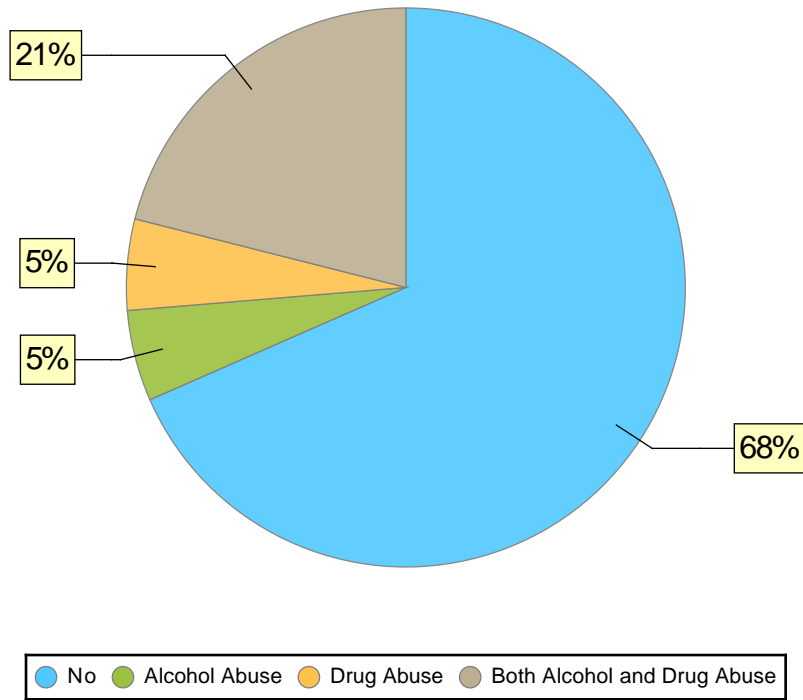
HIV/AIDS	# of Clients
No	19
Yes	0
Client doesn't know	0
Client refused	0
No Answer	0
Total:	19

Mental Health Problem Chart



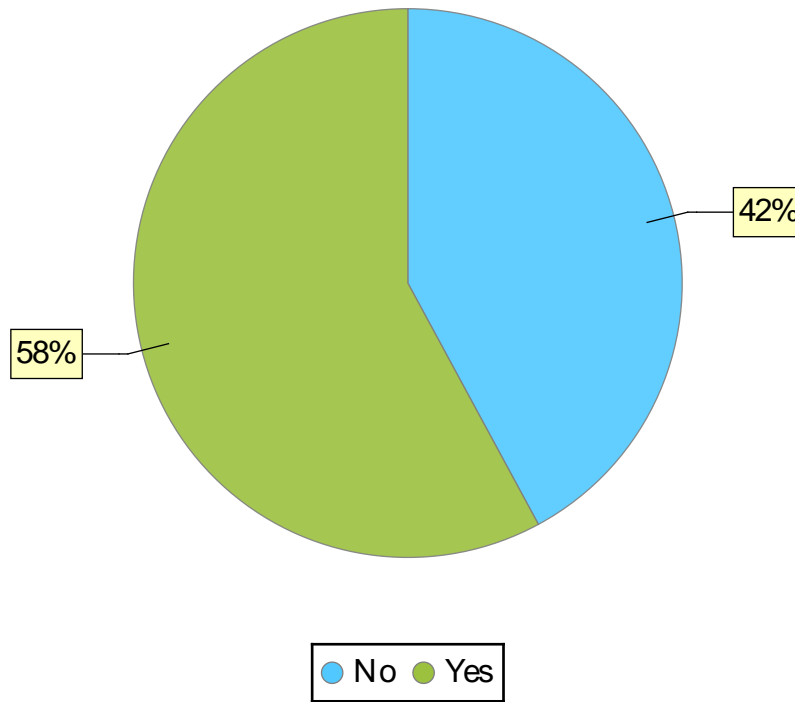
Mental Health Problem	# of Clients
No	7
Yes	12
Client doesn't know	0
Client refused	0
No Answer	0
Total:	19

Substance Abuse Chart



Substance Abuse	# of Clients
No	13
Alcohol Abuse	1
Drug Abuse	1
Both Alcohol and Drug Abuse	4
Client doesn't know	0
Client refused	0
No Answer	0
Total:	19

Chronic Homeless Demographic (Adults & HoH) Chart



Chronic Homeless (Adults & HoH)	# of Clients
No	8
Yes	11
Clients Entering from Homelessness	# of Clients
Yes	18
No	1
Approximate Date Started	# of Clients
365 Days or More	12
Less Than 365 Days	7
Missing	0
Not applicable	0
Times Homeless in the Past Three Years	# of Clients
One Time	7
Two Times	1
Three Times	2
Four or more times	9
Client doesn't know	0

Client Demographics Report

BFHP - Berkeley Food and Housing Project

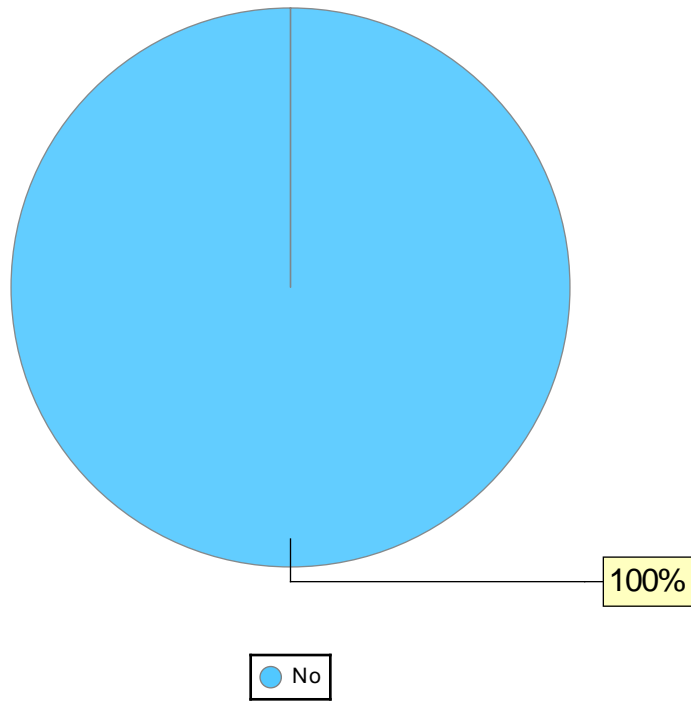
Date Range: 01/01/2020 AND 03/31/2020

Veteran: All

Client Project Stays: All active

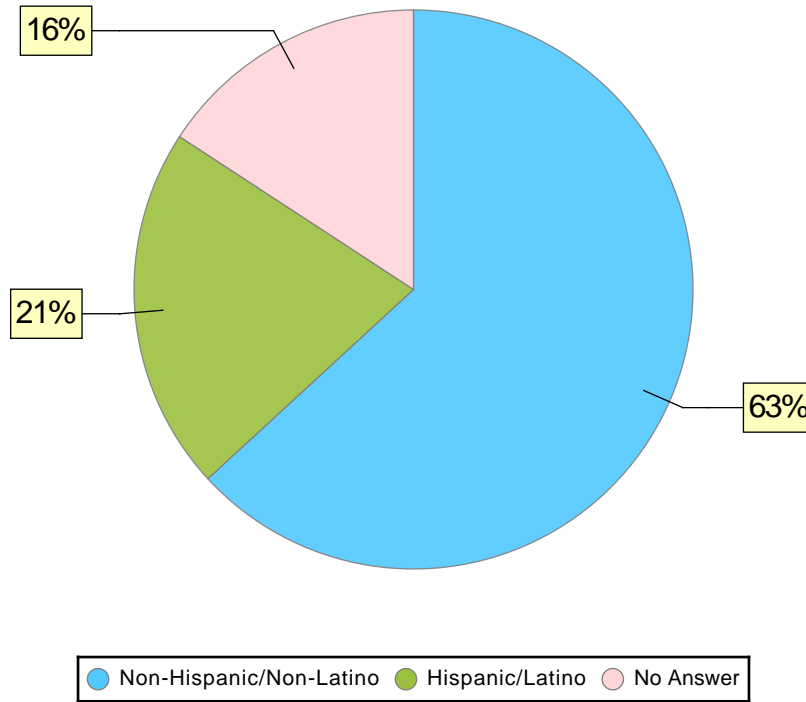
Times Homeless in the Past Three Years	# of Clients
Client refused	0
No Answer	0
Total Months Homeless in the Past Three years	# of Clients
One month (this time is the first month)	5
Two Months	0
Three Months	0
Four Months	1
Five Months	0
Six Months	1
Seven Months	0
Eight Months	0
Nine Months	0
Ten Months	0
Eleven Months	0
Twelve Months	1
More than 12 Months	11
Client doesn't know	0
Client refused	0
No Answer	0
Not Applicable	0
Total:	19

Veteran Status - Adults Only



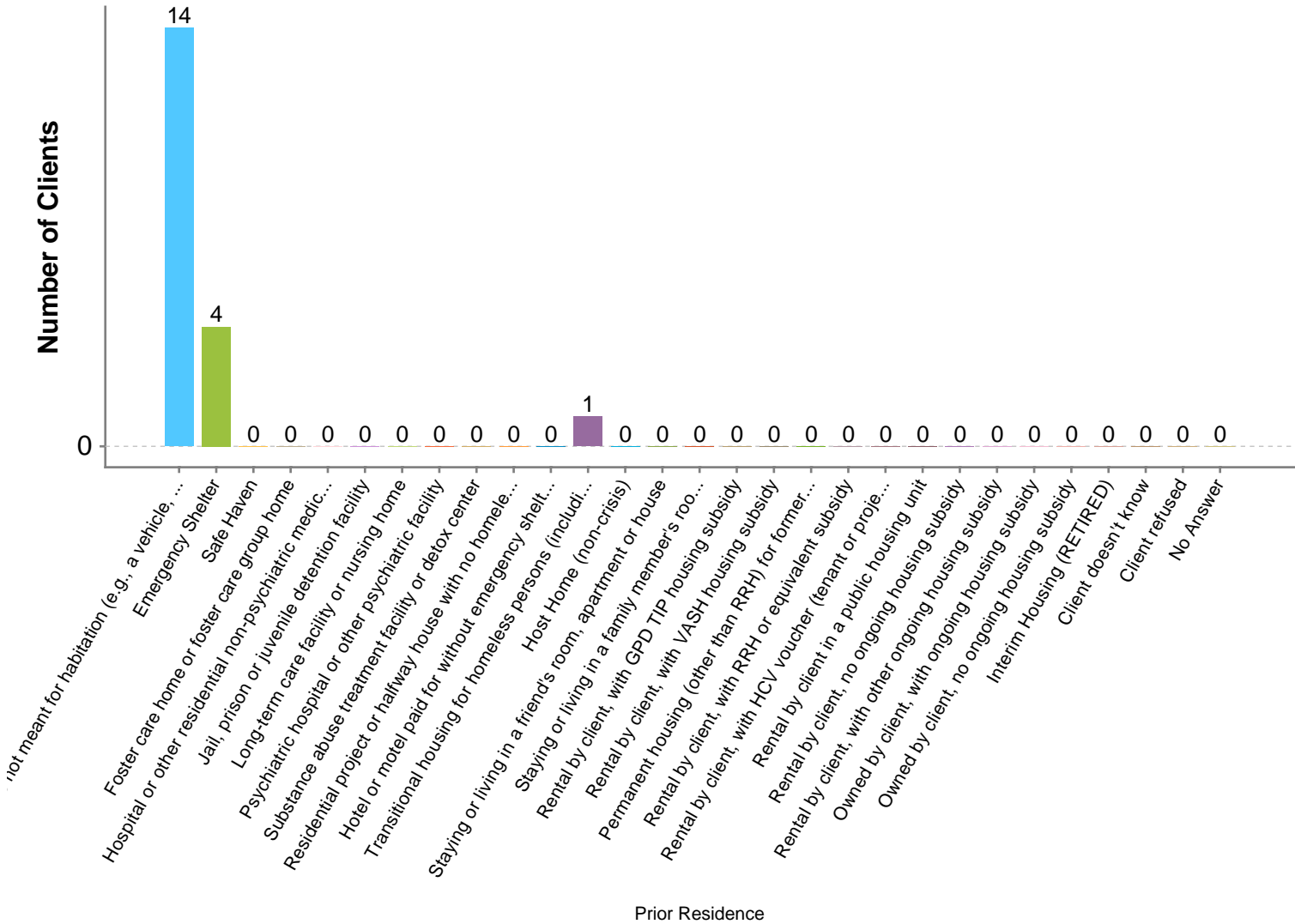
Veteran Demographic	# of Clients
No	15
Yes	0
Client doesn't know	0
Client refused	0
No Answer	0
Total:	15

Hispanic Ethnicity Demographic



Hispanic Ethnicity Demographic	# of Clients
Non-Hispanic/Non-Latino	12
Hispanic/Latino	4
Client doesn't know	0
Client refused	0
No Answer	3
Total:	19

Prior Living Situation (Adults & HoHH) Chart



■ Place not meant for habitation (e.g., a vehicle, an abandoned building, bus/train/subway station/airport or anywhere outside)	■ Safe Haven
■ Emergency shelter, including hotel or motel paid for with emergency shelter voucher, or RHY-funded Host Home shelter	■ Hospital or other residential non-psychiatric medical facility
■ Foster care home or foster care group home	■ Psychiatric hospital or other psychiatric facility
■ Jail, prison or juvenile detention facility	■ Long-term care facility or nursing home
■ Substance abuse treatment facility or detox center	■ Residential project or halfway house with no homeless criteria
■ Hotel or motel paid for without emergency shelter voucher	■ Transitional housing for homeless persons (including homeless youth)
■ Host Home (non-crisis)	■ Staying or living in a friend's room, apartment or house
■ Staying or living in a family member's room, apartment or house	■ Rental by client, with GPD TIP housing subsidy
■ Rental by client, with VASH housing subsidy	■ Permanent housing (other than RRH) for formerly homeless persons
■ Rental by client, with RRH or equivalent subsidy	■ Rental by client, with HCV voucher (tenant or project based)
■ Rental by client in a public housing unit	■ Rental by client, no ongoing housing subsidy
■ Owned by client, with ongoing housing subsidy	■ Rental by client, with other ongoing housing subsidy
■ Owned by client, no ongoing housing subsidy	■ Interim Housing (RETIRED)
■ Client doesn't know	■ Client refused
■ No Answer	

Prior Living Situation (Adults & HoHH)	# of Clients
--	--------------

Client Demographics Report

BFHP - Berkeley Food and Housing Project

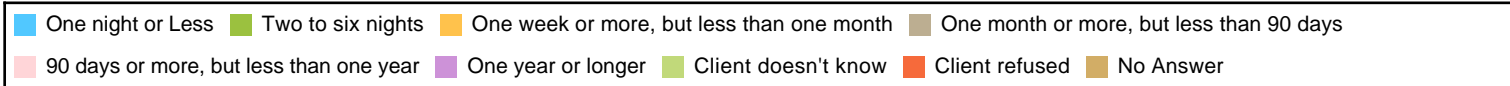
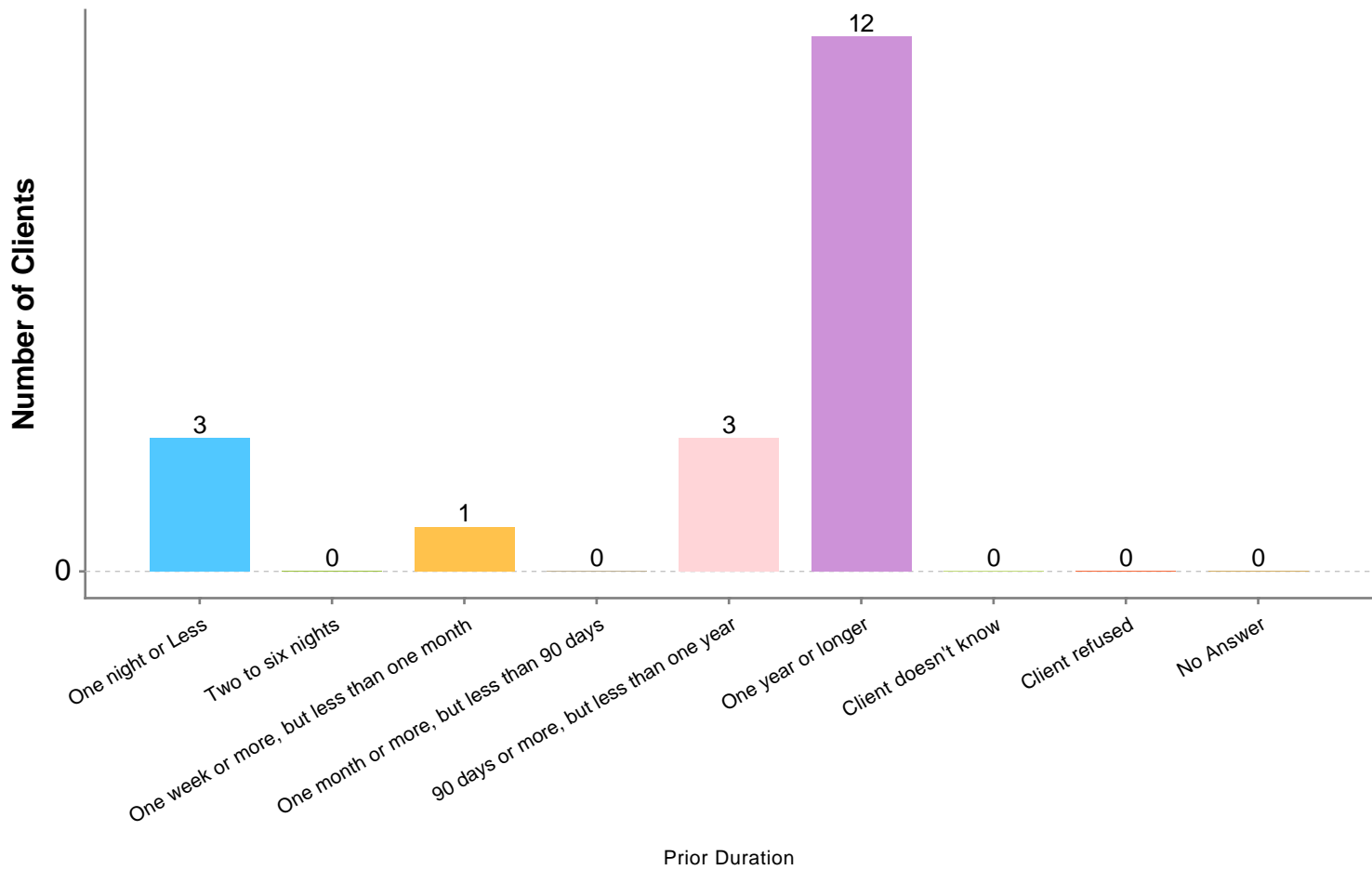
Date Range: 01/01/2020 AND 03/31/2020

Veteran: All

Client Project Stays: All active

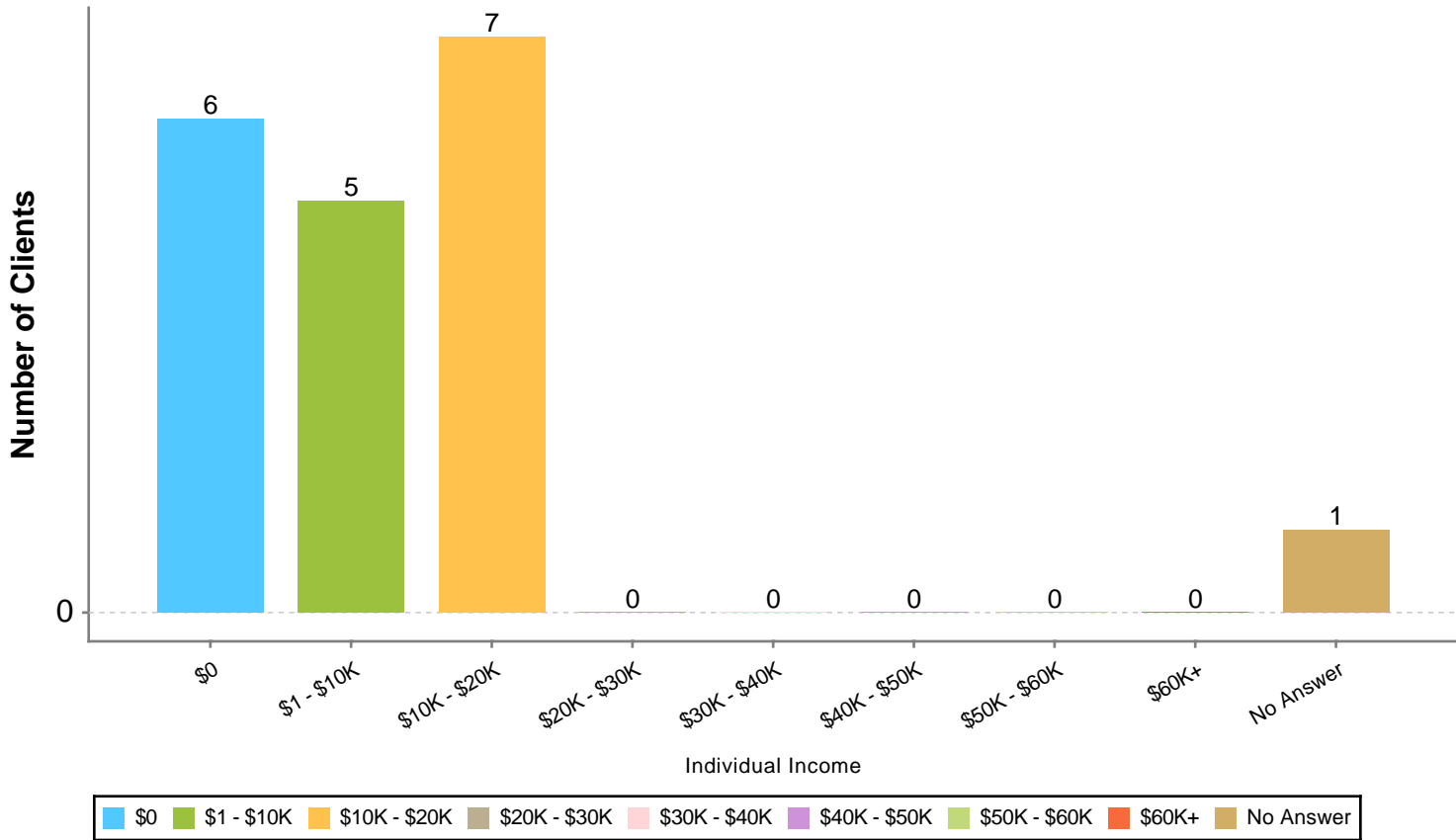
Prior Living Situation (Adults & HoHH)	# of Clients
Place not meant for habitation (e.g., a vehicle, an abandoned building, bus/train/subway station/airport or anywhere outside)	14
Emergency shelter, including hotel or motel paid for with emergency shelter voucher, or RHY-funded Host Home shelter	4
Safe Haven	0
Foster care home or foster care group home	0
Hospital or other residential non-psychiatric medical facility	0
Jail, prison or juvenile detention facility	0
Long-term care facility or nursing home	0
Psychiatric hospital or other psychiatric facility	0
Substance abuse treatment facility or detox center	0
Residential project or halfway house with no homeless criteria	0
Hotel or motel paid for without emergency shelter voucher	0
Transitional housing for homeless persons (including homeless youth)	1
Host Home (non-crisis)	0
Staying or living in a friend's room, apartment or house	0
Staying or living in a family member's room, apartment or house	0
Rental by client, with GPD TIP housing subsidy	0
Rental by client, with VASH housing subsidy	0
Permanent housing (other than RRH) for formerly homeless persons	0
Rental by client, with RRH or equivalent subsidy	0
Rental by client, with HCV voucher (tenant or project based)	0
Rental by client in a public housing unit	0
Rental by client, no ongoing housing subsidy	0
Rental by client, with other ongoing housing subsidy	0
Owned by client, with ongoing housing subsidy	0
Owned by client, no ongoing housing subsidy	0
Interim Housing (RETIRED)	0
Client doesn't know	0
Client refused	0
No Answer	0
Total:	19

Prior Living Duration (Adults & HoHH) Chart



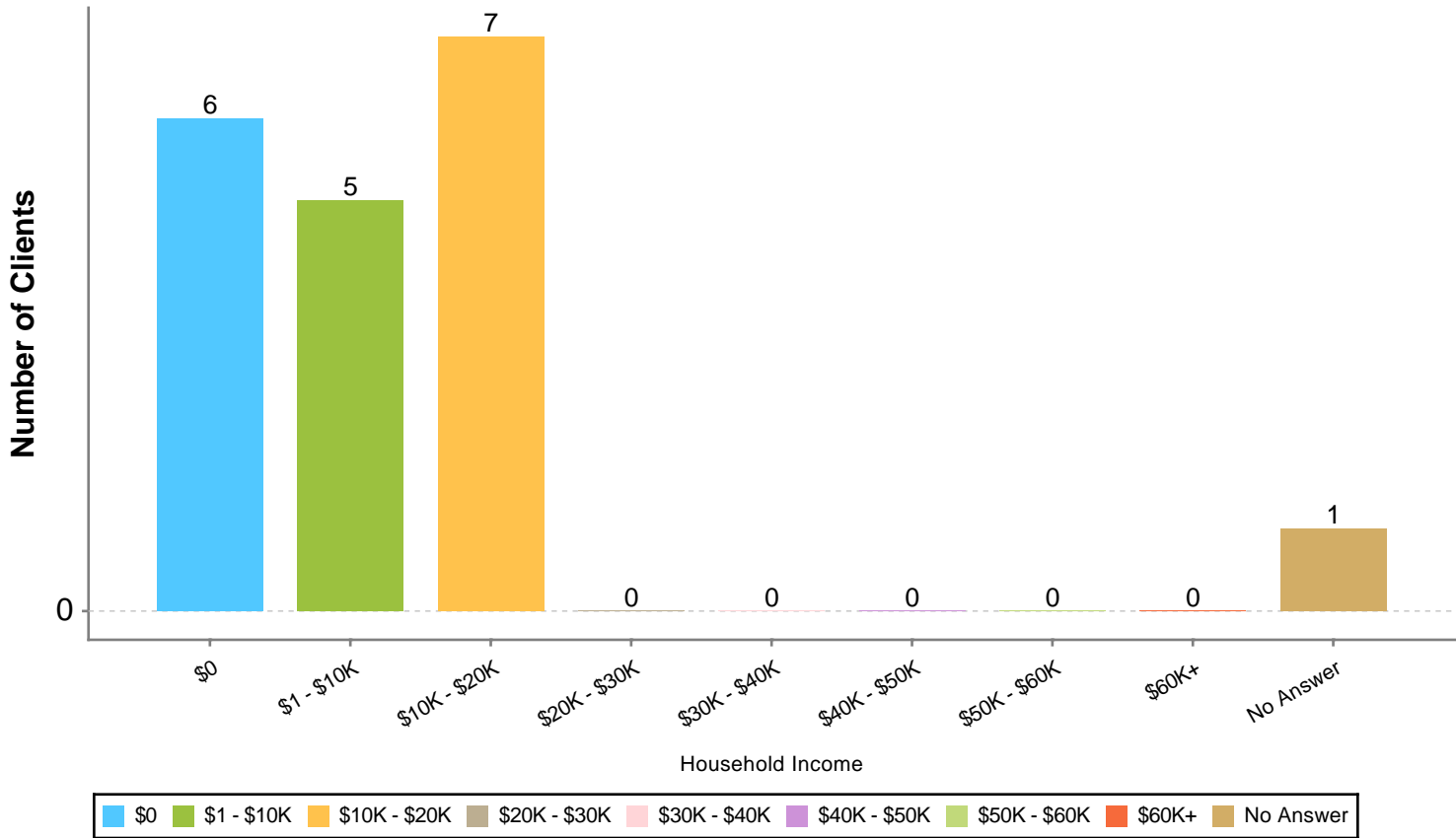
Prior Living Duration (Adults & HoHH)	# of Clients
One night or Less	3
Two to six nights	0
One week or more, but less than one month	1
One month or more, but less than 90 days	0
90 days or more, but less than one year	3
One year or longer	12
Client doesn't know	0
Client refused	0
No Answer	0
Total:	19

Individual Income (Adults & HoHH) Chart



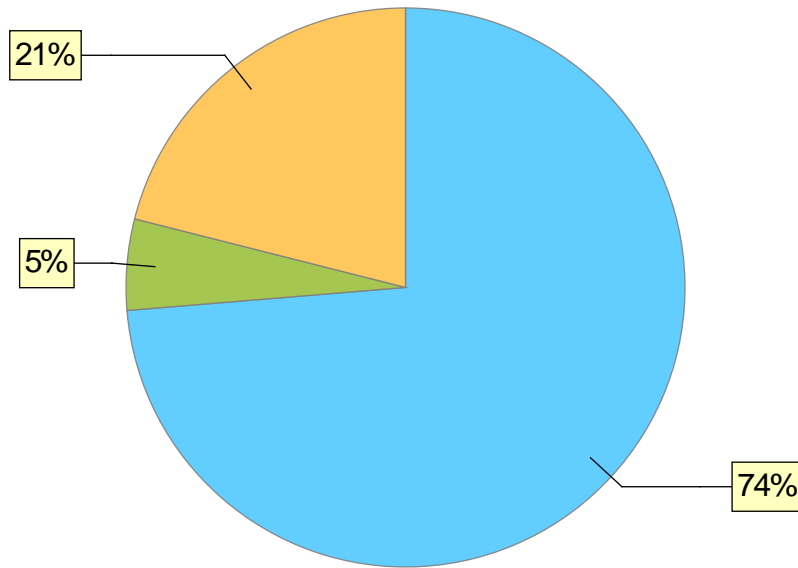
Individual Income (Adults & HoHH)	# of Clients
\$0	6
\$1 - \$10K	5
\$10K - \$20K	7
\$20K - \$30K	0
\$30K - \$40K	0
\$40K - \$50K	0
\$50K - \$60K	0
\$60K+	0
No Answer	1
Total:	19

Household Income Chart



Household Income	# of Clients
\$0	6
\$1 - \$10K	5
\$10K - \$20K	7
\$20K - \$30K	0
\$30K - \$40K	0
\$40K - \$50K	0
\$50K - \$60K	0
\$60K+	0
No Answer	1
Total:	19

SSN Validity Chart



● Full SSN Reported ● Approximate or partial SSN reported ● Client doesn't know

SSN Validity	# of Clients
Full SSN Reported	14
Approximate or partial SSN reported	1
Client doesn't know	4
Client refused	0
No Answer	0
Total:	19

Client Demographics Report

BFHP - Berkeley Food and Housing Project

Date Range: 01/01/2020 AND 03/31/2020

Veteran: All

Client Project Stays: All active

Programs

Street Outreach

BFHP-NA-SO-Albany Outreach-Alb

HUD Annual Performance Report (FY 2020)

CA-502 Alameda County/Oakland: BFHP - Berkeley Food and Housing Project

Report period 01/01/2020 - 03/31/2020

CoC category filter: Program CoC

Client Location filter: No

Funding Criteria: Not Based on Funding Source

As of 10/1/2017, HUD CoC grantees are now required to submit APR through the Sage HMIS Reporting Repository. You can find instructions for generating the report and submitting to Sage at the Clarity Help Center.

Q4a. Project Identifiers in HMIS

Organization Name	Organization ID	Project Name	Project ID	HMIS Project Type	Method for Tracking ES	Affiliated with a residential project	Project IDs of affiliations	CoC Number	Geocode	Victim Service Provider
BFHP - Berkeley Food and Housing Project	6	BFHP-NA-SO-Albany Outreach-Alb	165	4				CA-502	060324	0

HUD Annual Performance Report
(FY 2020)

**CA-502 Alameda County/Oakland: BFHP -
Berkeley Food and Housing Project**

Report period 01/01/2020 - 03/31/2020

CoC category filter: Program CoC

Client Location filter: No

Funding Criteria: Not Based on Funding Source

Q5a. Report Validations Table

Program Applicability: All Projects

Total number of persons served	19
Number of adults (age 18 or over)	15
Number of children (under age 18)	1
Number of persons with unknown age	3
Number of leavers	12
Number of adult leavers	9
Number of adult and head of household leavers	12
Number of stayers	7
Number of adult stayers	6
Number of veterans	0
Number of chronically homeless persons	11
Number of youth under age 25	2
Number of parenting youth under age 25 with children	0
Number of adult heads of household	15
Number of child and unknown-age heads of household	4
Heads of households and adult stayers in the project 365 days or more	0

HUD Annual Performance Report (FY 2020)

CA-502 Alameda County/Oakland: BFHP - Berkeley Food and Housing Project

Report period 01/01/2020 - 03/31/2020

CoC category filter: Program CoC

Client Location filter: No

Funding Criteria: Not Based on Funding Source

Q6a. Data Quality: Personally Identifiable Information

Program Applicability: All Projects

Data Element	Client Doesn't Know/Refused	Information Missing	Data Issues	Total	% of Error Rate
Name (3.1)	0	0	0	0	0.00%
Social Security Number (3.2)	4	0	2	6	31.58%
Date of Birth (3.3)	0	3	0	3	15.79%
Race (3.4)	0	0		0	0.00%
Ethnicity (3.5)	0	3		3	15.79%
Gender (3.6)	0	0		0	0.00%
Overall Score				6	31.58%

Q6b. Data Quality: Universal Data Elements

Program Applicability: All Projects

Data Element	Error Count	% of Error Rate
Veteran Status (3.7)	0	0.00%
Project Start Date (3.10)	0	0.00%
Relationship to Head of Household (3.15)	0	0.00%
Client Location (3.16)	0	0.00%
Disabling Condition (3.8)	1	5.26%

Q6c. Data Quality: Income and Housing Data Quality

Program Applicability: All Projects

Data Element	Error Count	% of Error Rate
Destination (3.12)	0	0.00%
Income and Sources (4.2) at Start	1	5.26%
Income and Sources (4.2) at Annual Assessment	0	0.00%
Income and Sources (4.2) at Exit	1	8.33%

HUD Annual Performance Report (FY 2020)

CA-502 Alameda County/Oakland: BFHP - Berkeley Food and Housing Project

Report period 01/01/2020 - 03/31/2020

CoC category filter: Program CoC

Client Location filter: No

Funding Criteria: Not Based on Funding Source

Q6d. Data Quality: Chronic Homelessness

Program Applicability: ES, SH, Street Outreach, TH & PH(All)

Entering into project type	Count of total records	Missing time in institution (3.917.2)	Missing time in housing (3.917.2)	Approximate Date started (3.9.17.3)	Number of times (3.9.17.4)	Number of months (3.9.17.5)	% of records unable to calculate
				DK/R/missing	DK/R/missing	DK/R/missing	
ES, SH, Street Outreach	19			0	0	0	0.00%
TH	0	0	0	0	0	0	0.00%
PH (all)	0	0	0	0	0	0	0.00%
Total	19						0.00%

Q6e. Data Quality: Timeliness

Program Applicability: All Projects

Time for Record Entry	Number of Project Start Records	Number of Project Exit Records
0 days	1	4
1-3 days	1	0
4-6 days	1	0
7-10 days	1	2
11+ days	5	6

Q6f. Data Quality: Inactive Records: Street Outreach and Emergency Shelter

Program Applicability: Street Outreach & ES-Night By Night

Data Element	# of Records	# of Inactive Records	% of Inactive Records
Contact (Adults and Heads of Household in Street Outreach or ES - NBN)	2	2	100.00%
Bed Night (All clients in ES - NBN)	0	0	0.00%

HUD Annual Performance Report (FY 2020)

CA-502 Alameda County/Oakland: BFHP - Berkeley Food and Housing Project

Report period 01/01/2020 - 03/31/2020

CoC category filter: Program CoC

Client Location filter: No

Funding Criteria: Not Based on Funding Source

Q7a. Number of Persons Served

Program Applicability: All Projects

	Total	Without Children	With Children and Adults	With Only Children	Unknown Household Type
Adults	15	15	0		0
Children	1		0	1	0
Client Doesn't Know/ Client Refused	0	0	0	0	0
Data Not Collected	3	0	0	0	3
Total	19	15	0	1	3
For PSH & RRH - the total persons served who moved into housing	0	0	0	0	0

Q7b. Point-in-Time Count of Persons on the Last Wednesday

Program Applicability: TH - PSH - Street Outreach - Services Only - SH - PH - RRH - CA

	Total	Without Children	With Children and Adults	With Only Children	Unknown Household Type
January	7	7	0	0	0
April	0	0	0	0	0
July	0	0	0	0	0
October	0	0	0	0	0

Q8a. Households Served

Program Applicability: All Projects

	Total	Without Children	With Children and Adults	With Only Children	Unknown Household Type
Total Households	19	15	0	1	3
For PSH & RRH - the total persons served who moved into housing	0	0	0	0	0

HUD Annual Performance Report (FY 2020)

CA-502 Alameda County/Oakland: BFHP - Berkeley Food and Housing Project

Report period 01/01/2020 - 03/31/2020

CoC category filter: Program CoC

Client Location filter: No

Funding Criteria: Not Based on Funding Source

Q8b. Point-in-Time Count of Households on the Last Wednesday

Program Applicability: All Projects

	Total	Without Children	With Children and Adults	With Only Children	Unknown Household Type
January	7	7	0	0	0
April	0	0	0	0	0
July	0	0	0	0	0
October	0	0	0	0	0

Q9a. Number of Persons Contacted

Program Applicability: ES Night By Night - Street Outreach

	All Persons Contacted	First contact - NOT staying on the Streets, ES, or SH	First contact - WAS staying on the Streets, ES, or SH	First contact - Worker unable to determine
Once	12	0	0	12
2-5 Times	0	0	0	0
6-9 Times	0	0	0	0
10+ Times	0	0	0	0
Total Persons Contacted	12	0	0	12

Q9b. Number of Persons Engaged

Program Applicability: ES Night By Night - Street Outreach

	All Persons Contacted	First contact - NOT staying on the Streets, ES, or SH	First contact - WAS staying on the Streets, ES, or SH	First contact - Worker unable to determine
Once	6	0	0	6
2-5 Contacts	0	0	0	0
6-9 Contacts	0	0	0	0
10+ Contacts	0	0	0	0
Total Persons Engaged	6	0	0	6
Rate of Engagement	50.00%	0.00%	0.00%	50.00%

HUD Annual Performance Report
(FY 2020)

CA-502 Alameda County/Oakland: BFHP -
Berkeley Food and Housing Project

Report period 01/01/2020 - 03/31/2020

CoC category filter: Program CoC

Client Location filter: No

Funding Criteria: Not Based on Funding Source

Q10a. Gender of Adults

Program Applicability: All Projects

	Total	Without Children	With Children and Adults	Unknown Household Type
Male	7	7	0	0
Female	8	8	0	0
Trans Female (MTF or Male to Female)	0	0	0	0
Trans Male (FTM or Female to Male)	0	0	0	0
Gender Non-Conforming (i.e. not exclusively male or female)	0	0	0	0
Client Doesn't Know/Client Refused	0	0	0	0
Data Not Collected	0	0	0	0
Subtotal	15	15	0	0

Q10b. Gender of Children

Program Applicability: All Projects

	Total	With Children and Adults	With Only Children	Unknown Household Type
Male	1	0	1	0
Female	0	0	0	0
Trans Female (MTF or Male to Female)	0	0	0	0
Trans Male (FTM or Female to Male)	0	0	0	0
Gender Non-Conforming (i.e. not exclusively male or female)	0	0	0	0
Client Doesn't Know/Client Refused	0	0	0	0
Data Not Collected	0	0	0	0
Subtotal	1	0	1	0

HUD Annual Performance Report (FY 2020)

CA-502 Alameda County/Oakland: BFHP - Berkeley Food and Housing Project

Report period 01/01/2020 - 03/31/2020

CoC category filter: Program CoC

Client Location filter: No

Funding Criteria: Not Based on Funding Source

Q10c. Gender of Persons Missing Age Information

Program Applicability: All Projects

	Total	Without Children	With Children and Adults	With Only Children	Unknown Household Type
Male	2		0		2
Female	1		0		1
Trans Female (MTF or Male to Female)	0		0		0
Trans Male (FTM or Female to Male)	0		0		0
Gender Non-Conforming (i.e. not exclusively male or female)	0		0		0
Client Doesn't Know/Client Refused	0		0		0
Data Not Collected	0		0		0
Subtotal	3		0		3

Q11. Age

Program Applicability: All Projects

	Total	Without Children	With Children and Adults	With Only Children	Unknown Household Type
Under 5	0		0	0	0
5-12	0		0	0	0
13-17	1		0	1	0
18-24	1	1	0		0
25-34	0	0	0		0
35-44	2	2	0		0
45-54	4	4	0		0
55-61	4	4	0		0
62+	4	4	0		0
Client Doesn't Know/ Client Refused	0	0	0	0	0
Data Not Collected	3	0	0	0	3
Total	19	15	0	1	3

HUD Annual Performance Report
(FY 2020)

CA-502 Alameda County/Oakland: BFHP -
Berkeley Food and Housing Project

Report period 01/01/2020 - 03/31/2020

CoC category filter: Program CoC

Client Location filter: No

Funding Criteria: Not Based on Funding Source

Q12a. Race

Program Applicability: All Projects

	Total	Without Children	With Children and Adults	With Only Children	Unknown Household Type
White	7	6	0	1	0
Black or African American	8	5	0	0	3
Asian	2	2	0	0	0
American Indian or Alaska Native	2	2	0	0	0
Native Hawaiian or Other Pacific Islander	0	0	0	0	0
Multiple Races	0	0	0	0	0
Client Doesn't Know/Client Refused	0	0	0	0	0
Data Not Collected	0	0	0	0	0
Total	19	15	0	1	3

Q12b. Ethnicity

Program Applicability: All Projects

	Total	Without Children	With Children and Adults	With Only Children	Unknown Household Type
Non-Hispanic/Non-Latino	12	11	0	1	0
Hispanic/Latino	4	4	0	0	0
Client Doesn't Know/Client Refused	0	0	0	0	0
Data Not Collected	3	0	0	0	3
Total	19	15	0	1	3

HUD Annual Performance Report
(FY 2020)

**CA-502 Alameda County/Oakland: BFHP -
Berkeley Food and Housing Project**

Report period 01/01/2020 - 03/31/2020

CoC category filter: Program CoC

Client Location filter: No

Funding Criteria: Not Based on Funding Source

Q13a1. Physical and Mental Health Conditions at Start

Program Applicability: All Projects

	Total	Without Children	Adults in HH with Children & Adults	Children in HH with Children & Adults	With Only Children	Unknown Household Type
Mental Health Problem	12	11	0	0	0	1
Alcohol Abuse	1	1	0	0	0	0
Drug Abuse	1	1	0	0	0	0
Both Alcohol and Drug Abuse	4	3	0	0	0	1
Chronic Health Condition	12	11	0	0	0	1
HIV/AIDS	0	0	0	0	0	0
Developmental Disability	3	2	0	0	0	1
Physical Disability	8	8	0	0	0	0

Q13b1. Physical and Mental Health Conditions at Exit

Program Applicability: All Projects

	Total	Without Children	Adults in HH with Children & Adults	Children in HH with Children & Adults	With Only Children	Unknown Household Type
Mental Health Problem	6	5	0	0	0	1
Alcohol Abuse	2	2	0	0	0	0
Drug Abuse	1	1	0	0	0	0
Both Alcohol and Drug Abuse	2	1	0	0	0	1
Chronic Health Condition	7	6	0	0	0	1
HIV/AIDS	0	0	0	0	0	0
Developmental Disability	3	2	0	0	0	1
Physical Disability	4	4	0	0	0	0

HUD Annual Performance Report (FY 2020)

CA-502 Alameda County/Oakland: BFHP - Berkeley Food and Housing Project

Report period 01/01/2020 - 03/31/2020

CoC category filter: Program CoC

Client Location filter: No

Funding Criteria: Not Based on Funding Source

Q13c1. Physical and Mental Health Conditions for Stayers

Program Applicability: All Projects

	Total	Without Children	Adults in HH with Children & Adults	Children in HH with Children & Adults	With Only Children	Unknown Household Type
Mental Health Problem	6	6	0	0	0	0
Alcohol Abuse	0	0	0	0	0	0
Drug Abuse	0	0	0	0	0	0
Both Alcohol and Drug Abuse	2	2	0	0	0	0
Chronic Health Condition	5	5	0	0	0	0
HIV/AIDS	0	0	0	0	0	0
Developmental Disability	0	0	0	0	0	0
Physical Disability	4	4	0	0	0	0

Q13a2. Number of Conditions at Start

Program Applicability: All Projects

	Total	Without Children	Adults in HH with Children & Adults	Children in HH with Children & Adults	With Only Children	Unknown Household Type
None	6	3	0	0	1	2
1 Condition	1	1	0	0	0	0
2 Conditions	2	2	0	0	0	0
3+ Conditions	10	9	0	0	0	0
Condition Unknown	0	0	0	0	0	0
Client Doesn't Know/Client Refused	0	0	0	0	0	0
Data Not Collected	0	0	0	0	0	0
Total	19	15	0	0	1	3

HUD Annual Performance Report
(FY 2020)

**CA-502 Alameda County/Oakland: BFHP -
Berkeley Food and Housing Project**

Report period 01/01/2020 - 03/31/2020

CoC category filter: Program CoC

Client Location filter: No

Funding Criteria: Not Based on Funding Source

Q13b2. Number of Conditions at Exit

Program Applicability: All Projects

	Total	Without Children	Adults in HH with Children & Adults	Children in HH with Children & Adults	With Only Children	Unknown Household Type
None	5	3	0	0	1	1
1 Condition	0	0	0	0	0	0
2 Conditions	2	2	0	0	0	0
3+ Conditions	5	4	0	0	0	0
Condition Unknown	0	0	0	0	0	0
Client Doesn't Know/Client Refused	0	0	0	0	0	0
Data Not Collected	0	0	0	0	0	0
Total	12	9	0	0	1	2

Q13c2. Number of Conditions for Stayers

Program Applicability: All Projects

	Total	Without Children	Adults in HH with Children & Adults	Children in HH with Children & Adults	With Only Children	Unknown Household Type
None	1	0	0	0	0	1
1 Condition	1	1	0	0	0	0
2 Conditions	0	0	0	0	0	0
3+ Conditions	5	5	0	0	0	0
Condition Unknown	0	0	0	0	0	0
Client Doesn't Know/Client Refused	0	0	0	0	0	0
Data Not Collected	0	0	0	0	0	0
Total	7	6	0	0	0	1

HUD Annual Performance Report
(FY 2020)

CA-502 Alameda County/Oakland: BFHP -
Berkeley Food and Housing Project

Report period 01/01/2020 - 03/31/2020

CoC category filter: Program CoC

Client Location filter: No

Funding Criteria: Not Based on Funding Source

Q14a. Domestic Violence History

Program Applicability: All Projects

	Total	Without Children	With Children and Adults	With Only Children	Unknown Household Type
Yes	3	3	0	0	0
No	16	12	0	1	3
Client Doesn't Know/Client Refused	0	0	0	0	0
Data Not Collected	0	0	0	0	0
Total	19	15	0	1	3

Q14b. Persons Fleeing Domestic Violence

Program Applicability: All Projects

	Total	Without Children	With Children and Adults	With Only Children	Unknown Household Type
Yes	0	0	0	0	0
No	3	3	0	0	0
Client Doesn't Know/Client Refused	0	0	0	0	0
Data Not Collected	0	0	0	0	0
Total	3	3	0	0	0

HUD Annual Performance Report (FY 2020)

CA-502 Alameda County/Oakland: BFHP - Berkeley Food and Housing Project

Report period 01/01/2020 - 03/31/2020

CoC category filter: Program CoC

Client Location filter: No

Funding Criteria: Not Based on Funding Source

Q15. Living Situation

Program Applicability: All Projects

	Total	Without Children	With Children and Adults	With Only Children	Unknown Household Type
Homeless Situations					
Emergency shelter, including hotel or motel paid for with emergency shelter voucher, or RHY-funded Host Home shelter	4	2	0	0	2
Transitional housing for homeless persons (including homeless youth)	1	1	0	0	0
Place not meant for habitation	14	12	0	1	1
Safe Haven	0	0	0	0	0
Host Home (non-crisis)	0	0	0	0	0
Subtotal	19	15	0	1	3
Institutional Settings					
Psychiatric hospital or other psychiatric facility	0	0	0	0	0
Substance abuse treatment facility or detox center	0	0	0	0	0
Hospital or other residential non-psychiatric medical facility	0	0	0	0	0
Jail, prison or juvenile detention facility	0	0	0	0	0
Foster care home or foster care group home	0	0	0	0	0
Long-term care facility or nursing home	0	0	0	0	0
Residential project or halfway house with no homeless criteria	0	0	0	0	0
Subtotal	0	0	0	0	0

HUD Annual Performance Report (FY 2020)

CA-502 Alameda County/Oakland: BFHP - Berkeley Food and Housing Project

Report period 01/01/2020 - 03/31/2020

CoC category filter: Program CoC

Client Location filter: No

Funding Criteria: Not Based on Funding Source

Q15. Living Situation

Program Applicability: All Projects

	Total	Without Children	With Children and Adults	With Only Children	Unknown Household Type
Other Locations					
Permanent housing (other than RRH) for formerly homeless persons	0	0	0	0	0
Owned by client, no ongoing housing subsidy	0	0	0	0	0
Owned by client, with ongoing housing subsidy	0	0	0	0	0
Rental by client, with RRH or equivalent subsidy	0	0	0	0	0
Rental by client, with HCV voucher (tenant or project based)	0	0	0	0	0
Rental by client in a public housing unit	0	0	0	0	0
Rental by client, no ongoing housing subsidy	0	0	0	0	0
Rental by client, with VASH housing subsidy	0	0	0	0	0
Rental by client, with GPD TIP housing subsidy	0	0	0	0	0
Rental by client, with other ongoing housing subsidy	0	0	0	0	0
Hotel or motel paid for without emergency shelter voucher	0	0	0	0	0
Staying or living in a friend's room, apartment or house	0	0	0	0	0
Staying or living in a family member's room, apartment or house	0	0	0	0	0
Client Doesn't Know/Client Refused	0	0	0	0	0
Data not collected	0	0	0	0	0
Subtotal	0	0	0	0	0
Total	19	15	0	1	3

HUD Annual Performance Report
(FY 2020)

**CA-502 Alameda County/Oakland: BFHP -
Berkeley Food and Housing Project**

Report period 01/01/2020 - 03/31/2020

CoC category filter: Program CoC

Client Location filter: No

Funding Criteria: Not Based on Funding Source

Q16. Cash Income - Ranges

Program Applicability: All Projects

	Income at Start	Income at Latest Annual Assessment for Stayers	Income at Exit for Leavers
No Income	3	0	1
\$1 - \$150	0	0	0
\$151 - \$250	0	0	0
\$251 - \$500	3	0	2
\$501 - \$1,000	4	0	3
\$1,001 - \$1,500	4	0	2
\$1,501 - \$2,000	0	0	0
\$2,001+	0	0	0
Client Doesn't Know/Client Refused	1	0	1
Data Not Collected	0	0	0
Number of adult stayers not yet required to have an annual assessment		6	
Number of adult stayers without required annual assessment		0	
Total Adults	15	6	9

HUD Annual Performance Report
(FY 2020)

CA-502 Alameda County/Oakland: BFHP -
Berkeley Food and Housing Project

Report period 01/01/2020 - 03/31/2020

CoC category filter: Program CoC

Client Location filter: No

Funding Criteria: Not Based on Funding Source

Q17. Cash Income - Sources

Program Applicability: All Projects

	Income at Start	Income at Latest Annual Assessment for Stayers	Income at Exit for Leavers
Earned Income	1	0	1
Unemployment Insurance	0	0	0
Supplemental Security Income (SSI)	6	0	3
Social Security Disability Insurance (SSDI)	3	0	2
VA Service - Connected Disability Compensation	0	0	0
VA Non-Service Connected Disability Pension	0	0	0
Private Disability Insurance	0	0	0
Worker's Compensation	0	0	0
Temporary Assistance for Needy Families (TANF)	0	0	0
General Assistance (GA)	2	0	1
Retirement Income from Social Security	0	0	0
Pension or retirement income from a former job	0	0	0
Child Support	0	0	0
Alimony and other spousal support	0	0	0
Other Source	0	0	0
Adults with Income Information at Start and Annual Assessment/Exit		0	8

HUD Annual Performance Report
(FY 2020)

**CA-502 Alameda County/Oakland: BFHP -
Berkeley Food and Housing Project**

Report period 01/01/2020 - 03/31/2020

CoC category filter: Program CoC

Client Location filter: No

Funding Criteria: Not Based on Funding Source

Q18. Client Cash Income Category - Earned/Other Income Category - by Start and Annual Assessment/Exit Status

Program Applicability: All Projects

Number of Adults By Income Category	Number of Adults at Start	Number of Adults at Annual Assessment (Stayers)	Number of Adults at Exit (Leavers)
Adults with Only Earned Income (i.e., Employment Income)	1	0	1
Adults with Only Other Income	10	0	6
Adults with Both Earned and Other Income	0	0	0
Adults with No Income	3	0	1
Adults with Client Doesn't Know/Client Refused Income Information	1	0	1
Adults with Missing Income Information	0	0	0
Number of adult stayers not yet required to have an annual assessment		6	
Number of adult stayers without required annual assessment		0	
Total Adults	15	6	9
1 or more source of income	11	0	7
Adults with Income Information at Start and Annual Assessment/Exit		0	8

HUD Annual Performance Report (FY 2020)

CA-502 Alameda County/Oakland: BFHP - Berkeley Food and Housing Project

Report period 01/01/2020 - 03/31/2020

CoC category filter: Program CoC

Client Location filter: No

Funding Criteria: Not Based on Funding Source

Q19a1. Client Cash Income Change - Income Source - by Start and Latest Status

Program Applicability: All Projects

Income Change by Income Category (Universe: Adult Stayers with Income Information at Start and Annual Assessment)	Had Income Category at Start and Did Not Have It at Annual Assessment	Retained Income Category But Had Less \$ at Annual Assessment Than at Start	Retained Income Category and Same \$ at Annual Assessment as at Start	Retained Income Category and Increased \$ at Annual Assessment	Did Not Have the Income Category at Start and Gained the Income Category at Annual Assessment	Did Not Have the Income Category at Start or at Annual Assessment	Total Adults (including those with No Income)	Performance Measure: Adults who Gained or Increased Income from Start to Annual Assessment, Average Gain	Performance Measure: Percent of persons who accomplished this measure
Number of Adults with Earned Income (i.e., Employment Income)	0	0	0	0	0	0	0	0	0.00%
Average Change in Earned Income	0.00	0.00		0.00	0.00			0.00	
Number of Adults with Other Income	0	0	0	0	0	0	0	0	0.00%
Average Change in Other Income	0.00	0.00		0.00	0.00			0.00	
Number of Adults with Any Income (i.e., Total Income)	0	0	0	0	0	0	0	0	0.00%
Average Change in Overall Income	0.00	0.00		0.00	0.00		0.00	0.00	

HUD Annual Performance Report (FY 2020)

CA-502 Alameda County/Oakland: BFHP - Berkeley Food and Housing Project

Report period 01/01/2020 - 03/31/2020

CoC category filter: Program CoC

Client Location filter: No

Funding Criteria: Not Based on Funding Source

Q19a2. Client Cash Income Change - Income Source - by Start and Exit

Program Applicability: All Projects

Income Change by Income Category (Universe: Adult Leavers with Income Information at Start and Exit)	Had Income Category at Start and Did Not Have It at Exit	Retained Income Category But Had Less \$ at Exit Than at Start	Retained Income Category and Same \$ at Exit as at Start	Retained Income Category and Increased \$ at Exit	Did Not Have the Income Category at Start and Gained the Income Category at Exit	Did Not Have the Income Category at Start or at Exit	Total Adults (including those with No Income)	Performance Measure: Adults who Gained or Increased Income from Start to Exit, Average Gain	Performance Measure: Percent of persons who accomplished this measure
Number of Adults with Earned Income (i.e., Employment Income)	0	0	1	0	0	7	8	0	0.00%
Average Change in Earned Income	0.00	0.00		0.00	0.00			0.00	
Number of Adults with Other Income	0	0	5	1	0	2	8	1	12.50%
Average Change in Other Income	0.00	0.00		682.00	0.00			682.00	
Number of Adults with Any Income (i.e., Total Income)	0	0	6	1	0	1	8	1	12.50%
Average Change in Overall Income	0.00	0.00		682.00	0.00		85.25	682.00	

HUD Annual Performance Report (FY 2020)

CA-502 Alameda County/Oakland: BFHP - Berkeley Food and Housing Project

Report period 01/01/2020 - 03/31/2020

CoC category filter: Program CoC

Client Location filter: No

Funding Criteria: Not Based on Funding Source

Q19b. Disabling Conditions and Income for Adults at Exit

Program Applicability: All Projects

	AO: Adult with Disabling Condition	AO: Adult without Disabling Condition	AO: Total Adults	AO: % with Disabling Condition by Source	AC: Adult with Disabling Condition	AC: Adult without Disabling Condition	AC: Total Adults	AC: % with Disabling Condition by Source	UK: Adult with Disabling Condition	UK: Adult without Disabling Condition	UK: Total Adults	UK: % with Disabling Condition by Source
Earned Income	1	0	1	100.00%	0	0	0	0.00%	0	0	0	0.00%
Supplemental Security Income (SSI)	2	1	3	66.67%	0	0	0	0.00%	0	0	0	0.00%
Social Security Disability Insurance (SSDI)	2	0	2	100.00%	0	0	0	0.00%	0	0	0	0.00%
VA Service - Connected Disability Compensation	0	0	0	0.00%	0	0	0	0.00%	0	0	0	0.00%
Private Disability Insurance	0	0	0	0.00%	0	0	0	0.00%	0	0	0	0.00%
Worker's Compensation	0	0	0	0.00%	0	0	0	0.00%	0	0	0	0.00%
Temporary Assistance for Needy Families (TANF)	0	0	0	0.00%	0	0	0	0.00%	0	0	0	0.00%
Retirement Income from Social Security	0	0	0	0.00%	0	0	0	0.00%	0	0	0	0.00%
Pension or retirement income from a former job	0	0	0	0.00%	0	0	0	0.00%	0	0	0	0.00%
Child Support	0	0	0	0.00%	0	0	0	0.00%	0	0	0	0.00%
Other source	0	1	1	0.00%	0	0	0	0.00%	0	0	0	0.00%
No Sources	0	1	1	0.00%	0	0	0	0.00%	0	0	0	0.00%
Unduplicated Total Adults	5	3	8		0	0	0		0	0	0	

HUD Annual Performance Report (FY 2020)

CA-502 Alameda County/Oakland: BFHP - Berkeley Food and Housing Project

Report period 01/01/2020 - 03/31/2020

CoC category filter: Program CoC

Client Location filter: No

Funding Criteria: Not Based on Funding Source

Q20a. Type of Non-Cash Benefit Sources

Program Applicability: All Projects

	Benefit at Start	Benefit at Latest Annual Assessment for Stayers	Benefit at Exit for Leavers
Supplemental Nutrition Assistance Program (SNAP) (Previously known as Food Stamps)	5	0	4
Special Supplemental Nutrition Program for Women, Infants and Children (WIC)	0	0	0
TANF Child Care Services	0	0	0
TANF Transportation Services	0	0	0
Other TANF-Funded Services	0	0	0
Other Source	0	0	0

Q20b. Number of Non-Cash Benefit Sources

Program Applicability: All Projects

	Benefit at Start	Benefit at Latest Annual Assessment for Stayers	Benefit at Exit for Leavers
No Sources	10	0	5
1 + Source(s)	5	0	4
Client Doesn't Know/Client Refused	0	0	0
Data Not Collected/Not stayed long enough for Annual Assessment	0	6	0
Total	15	6	9

HUD Annual Performance Report (FY 2020)

CA-502 Alameda County/Oakland: BFHP - Berkeley Food and Housing Project

Report period 01/01/2020 - 03/31/2020

CoC category filter: Program CoC

Client Location filter: No

Funding Criteria: Not Based on Funding Source

Q21. Health Insurance

Program Applicability: All Projects

	At Start	At Annual Assessment for Stayers	At Exit for Leavers
MEDICAID	10	0	7
MEDICARE	4	0	1
State Children's Health Insurance Program	0	0	0
Veteran's Administration (VA) Medical Services	0	0	0
Employer - Provided Health Insurance	0	0	0
Health Insurance obtained through COBRA	0	0	0
Private Pay Health Insurance	0	0	0
State Health Insurance for Adults	0	0	0
Indian Health Services Program	0	0	0
Other	0	0	0
No Health Insurance	6	0	4
Client Doesn't Know/Client Refused	0	0	0
Data not Collected	0	0	0
Number of Stayers not yet Required To Have an Annual Assessment		7	
1 Source of Health Insurance	12	0	8
More than 1 Source of Health Insurance	1	0	0

HUD Annual Performance Report
(FY 2020)

CA-502 Alameda County/Oakland: BFHP -
Berkeley Food and Housing Project

Report period 01/01/2020 - 03/31/2020

CoC category filter: Program CoC

Client Location filter: No

Funding Criteria: Not Based on Funding Source

Q22a1. Length of Participation - CoC Projects

Program Applicability: All Projects

	Total	Leavers	Stayers
30 days or less	8	4	4
31 to 60 days	2	1	1
61 to 90 days	2	2	0
91 to 180 days	2	2	0
181 to 365 days	3	1	2
366 to 730 days (1-2 Yrs)	2	2	0
731 to 1,095 days (2-3 Yrs)	0	0	0
1,096 to 1,460 days (3-4 Yrs)	0	0	0
1,461 to 1,825 days (4-5 Yrs)	0	0	0
More than 1,825 days (> 5 Yrs)	0	0	0
Data Not Collected	0	0	0
Total	19	12	7

Q22b. Average and Median Length of Participation in Days

Program Applicability: All Projects

	Leavers	Stayers
Average Length	136	94
Median Length	63	14

HUD Annual Performance Report
(FY 2020)

**CA-502 Alameda County/Oakland: BFHP -
Berkeley Food and Housing Project**

Report period 01/01/2020 - 03/31/2020

CoC category filter: Program CoC

Client Location filter: No

Funding Criteria: Not Based on Funding Source

Q22c. RRH Length of Time between Project Start Date and Housing Move-in Date

Program Applicability: PH - Rapid Re-Housing; PH - Permanent Supportive Housing

	Total	Without Children	With Children and Adults	With Only Children	Unknown Household Type
7 days or less	0	0	0	0	0
8 to 14 days	0	0	0	0	0
15 to 21 days	0	0	0	0	0
22 to 30 days	0	0	0	0	0
31 to 60 days	0	0	0	0	0
61 to 180 days	0	0	0	0	0
181 to 365 days	0	0	0	0	0
366 to 730 days (1-2 Yrs)	0	0	0	0	0
Total (persons moving into housing)	0	0	0	0	0
Average length of time to housing	0	0	0	0	0
Persons who were exited without move-in	0	0	0	0	0
Total persons	0	0	0	0	0

HUD Annual Performance Report
(FY 2020)

**CA-502 Alameda County/Oakland: BFHP -
Berkeley Food and Housing Project**

Report period 01/01/2020 - 03/31/2020

CoC category filter: Program CoC

Client Location filter: No

Funding Criteria: Not Based on Funding Source

Q22e. Length of Time Prior to Housing - based on 3.917 Date Homelessness Started

Program Applicability: ES, TH, PSH, SH, PH & RRH.

	Total	Without Children	With Children and Adults	With Only Children	Unknown Household Type
7 days or less	0	0	0	0	0
8 to 14 days	0	0	0	0	0
15 to 21 days	0	0	0	0	0
22 to 30 days	0	0	0	0	0
31 to 60 days	0	0	0	0	0
61 to 180 days	0	0	0	0	0
181 to 365 days	0	0	0	0	0
366 to 730 days (1-2 Yrs)	0	0	0	0	0
731 days or more	0	0	0	0	0
Total (persons moved into housing)	0	0	0	0	0
Not yet moved into housing	0	0	0	0	0
Data not collected	0	0	0	0	0
Total persons	0	0	0	0	0

HUD Annual Performance Report
(FY 2020)

CA-502 Alameda County/Oakland: BFHP -
Berkeley Food and Housing Project

Report period 01/01/2020 - 03/31/2020

CoC category filter: Program CoC

Client Location filter: No

Funding Criteria: Not Based on Funding Source

Q23c. Exit Destination

Program Applicability: All Projects

	Total	Without Children	With Children and Adults	With Only Children	Unknown Household Type
Permanent Destinations					
Moved from one HOPWA funded project to HOPWA PH	0	0	0	0	0
Owned by client, no ongoing housing subsidy	0	0	0	0	0
Owned by client, with ongoing housing subsidy	0	0	0	0	0
Rental by client, no ongoing housing subsidy	0	0	0	0	0
Rental by client, with VASH housing subsidy	0	0	0	0	0
Rental by client, with GPD TIP housing subsidy	0	0	0	0	0
Rental by client, with other ongoing housing subsidy	0	0	0	0	0
Permanent housing (other than RRH) for formerly homeless persons	0	0	0	0	0
Staying or living with family, permanent tenure	0	0	0	0	0
Staying or living with friends, permanent tenure	0	0	0	0	0
Rental by client, with RRH or equivalent subsidy	1	1	0	0	0
Rental by client, with HCV voucher (tenant or project based)	0	0	0	0	0
Rental by client in a public housing unit	0	0	0	0	0
Subtotal	1	1	0	0	0

HUD Annual Performance Report
(FY 2020)

CA-502 Alameda County/Oakland: BFHP -
Berkeley Food and Housing Project

Report period 01/01/2020 - 03/31/2020

CoC category filter: Program CoC

Client Location filter: No

Funding Criteria: Not Based on Funding Source

Q23c. Exit Destination

Program Applicability: All Projects

	Total	Without Children	With Children and Adults	With Only Children	Unknown Household Type
Temporary Destinations					
Emergency shelter, including hotel or motel paid for with emergency shelter voucher, or RHY-funded Host Home shelter	6	4	0	0	2
Moved from one HOPWA funded project to HOPWA TH	0	0	0	0	0
Transitional housing for homeless persons (including homeless youth)	0	0	0	0	0
Staying or living with family, temporary tenure (e.g. room, apartment or house)	0	0	0	0	0
Staying or living with friends, temporary tenure (e.g. room, apartment or house)	0	0	0	0	0
Place not meant for habitation (e.g., a vehicle, an abandoned building, bus / train / subway station / airport or anywhere outside)	5	4	0	1	0
Safe Haven	0	0	0	0	0
Hotel or motel paid for without emergency shelter voucher	0	0	0	0	0
Host Home (non-crisis)	0	0	0	0	0
Subtotal	11	8	0	1	2

HUD Annual Performance Report (FY 2020)

CA-502 Alameda County/Oakland: BFHP - Berkeley Food and Housing Project

Report period 01/01/2020 - 03/31/2020

CoC category filter: Program CoC

Client Location filter: No

Funding Criteria: Not Based on Funding Source

Q23c. Exit Destination

Program Applicability: All Projects

	Total	Without Children	With Children and Adults	With Only Children	Unknown Household Type
Institutional Settings					
Foster care home or group foster care home	0	0	0	0	0
Psychiatric hospital or other psychiatric facility	0	0	0	0	0
Substance abuse treatment facility or detox center	0	0	0	0	0
Hospital or other residential non-psychiatric medical facility	0	0	0	0	0
Jail, prison, or juvenile detention facility	0	0	0	0	0
Long-term care facility or nursing home	0	0	0	0	0
Subtotal	0	0	0	0	0
Other Destinations					
Residential project or halfway house with no homeless criteria	0	0	0	0	0
Deceased	0	0	0	0	0
Other	0	0	0	0	0
Client Doesn't Know/Client Refused	0	0	0	0	0
Data Not Collected (no exit interview completed)	0	0	0	0	0
Subtotal	0	0	0	0	0
Total	12	9	0	1	2
Total persons exiting to positive housing destinations	7	5	0	0	2
Total persons whose destinations excluded them from the calculation	0	0	0	0	0
Percentage	58.33%	55.56%	0.00%	0.00%	100.00%

HUD Annual Performance Report
(FY 2020)

CA-502 Alameda County/Oakland: BFHP -
Berkeley Food and Housing Project

Report period 01/01/2020 - 03/31/2020

CoC category filter: Program CoC

Client Location filter: No

Funding Criteria: Not Based on Funding Source

Q25a. Number of Veterans

Program Applicability: All Projects

	Total	Without Children	With Children and Adults	Unknown Household Type
Chronically Homeless Veteran	0	0	0	0
Non-Chronically Homeless Veteran	0	0	0	0
Not a Veteran	15	15	0	0
Client Doesn't Know/Client Refused	0	0	0	0
Data Not Collected	0	0	0	0
Total	15	15	0	0

Q25b. Number of Veteran Households

Program Applicability: All Projects

	Total	Without Children	With Children and Adults	Unknown Household Type
Chronically Homeless Veteran	0	0	0	0
Non-Chronically Homeless Veteran	0	0	0	0
Not a Veteran	15	15	0	0
Client Doesn't Know/Client Refused	0	0	0	0
Data Not Collected	0	0	0	0
Total	15	15	0	0

HUD Annual Performance Report (FY 2020)

CA-502 Alameda County/Oakland: BFHP - Berkeley Food and Housing Project

Report period 01/01/2020 - 03/31/2020

CoC category filter: Program CoC

Client Location filter: No

Funding Criteria: Not Based on Funding Source

Q25c. Gender - Veterans

Program Applicability: All Projects

	Total	Without Children	With Children and Adults	Unknown Household Type
Male	0	0	0	0
Female	0	0	0	0
Trans Female (MTF or Male to Female)	0	0	0	0
Trans Male (FTM or Female to Male)	0	0	0	0
Gender Non-Conforming (i.e. not exclusively male or female)	0	0	0	0
Client Doesn't Know/ Client Refused	0	0	0	0
Data not collected	0	0	0	0
Total	0	0	0	0

Q25d. Age - Veterans

Program Applicability: All Projects

	Total	Without Children	With Children and Adults	Unknown Household Type
18-24	0	0	0	0
25-34	0	0	0	0
35-44	0	0	0	0
45-54	0	0	0	0
55-61	0	0	0	0
62+	0	0	0	0
Client Doesn't Know/ Client Refused				
Data Not Collected				
Total	0	0	0	0

HUD Annual Performance Report
(FY 2020)

CA-502 Alameda County/Oakland: BFHP -
Berkeley Food and Housing Project

Report period 01/01/2020 - 03/31/2020

CoC category filter: Program CoC

Client Location filter: No

Funding Criteria: Not Based on Funding Source

Q25e. Physical and Mental Health Conditions Veterans

Program Applicability: All Projects

	Conditions At Start	Conditions at Latest Assessment for Stayers	Conditions at Exit for Leavers
Mental Health Problem	0	0	0
Alcohol Abuse	0	0	0
Drug Abuse	0	0	0
Both Alcohol and Drug Abuse	0	0	0
Chronic Health Condition	0	0	0
HIV/AIDS	0	0	0
Developmental Disability	0	0	0
Physical Disability	0	0	0

Q25f. Cash Income Category - Income Category - by Start and Annual /Exit Status - Veterans

Program Applicability: All Projects

Number of Veterans By Income Category	Number of Veterans at Start	Number of Veterans at Annual Assessment (Stayers)	Number of Veterans at Exit (Leavers)
Veterans with Only Earned Income (i.e., Employment Income)	0	0	0
Veterans with Only Other Income	0	0	0
Veterans with Both Earned and Other Income	0	0	0
Veterans with No Income	0	0	0
Veterans with Client Doesn't Know/Client Refused Income Information	0	0	0
Veterans with Missing Income Information	0	0	0
Number of Veterans not yet required to have an annual assessment		0	
Number of Veterans without required annual assessment		0	
Total Veterans	0	0	0

HUD Annual Performance Report
(FY 2020)

**CA-502 Alameda County/Oakland: BFHP -
Berkeley Food and Housing Project**

Report period 01/01/2020 - 03/31/2020

CoC category filter: Program CoC

Client Location filter: No

Funding Criteria: Not Based on Funding Source

Q25g. Type of Cash Income Sources - Veterans

Program Applicability: All Projects

	Income at Start	Income at Latest Annual Assessment for Stayers	Income at Exit for Leavers
Earned Income	0	0	0
Unemployment Insurance	0	0	0
Supplemental Security Income (SSI)	0	0	0
Social Security Disability Insurance (SSDI)	0	0	0
VA Service - Connected Disability Compensation	0	0	0
VA Non-Service Connected Disability Pension	0	0	0
Private Disability Insurance	0	0	0
Worker's Compensation	0	0	0
Temporary Assistance for Needy Families (TANF)	0	0	0
General Assistance (GA)	0	0	0
Retirement Income from Social Security	0	0	0
Pension or retirement income from a former job	0	0	0
Child Support	0	0	0
Alimony and other spousal support	0	0	0
Other Source	0	0	0
Veterans with Income Information at Start and Annual Assessment/Exit		0	0

HUD Annual Performance Report
(FY 2020)

**CA-502 Alameda County/Oakland: BFHP -
Berkeley Food and Housing Project**

Report period 01/01/2020 - 03/31/2020

CoC category filter: Program CoC

Client Location filter: No

Funding Criteria: Not Based on Funding Source

Q25h. Type of Non-Cash Benefit Sources - Veterans

Program Applicability: All Projects

	Benefit at Start	Benefit at Latest Annual Assessment for Stayers	Benefit at Exit for Leavers
Supplemental Nutrition Assistance Program (SNAP) (Previously known as Food Stamps)	0	0	0
Special Supplemental Nutrition Program for Women, Infants and Children (WIC)	0	0	0
TANF Child Care Services	0	0	0
TANF Transportation Services	0	0	0
Other TANF-Funded Services	0	0	0
Other Source	0	0	0

HUD Annual Performance Report
(FY 2020)

CA-502 Alameda County/Oakland: BFHP -
Berkeley Food and Housing Project

Report period 01/01/2020 - 03/31/2020

CoC category filter: Program CoC

Client Location filter: No

Funding Criteria: Not Based on Funding Source

Q25i. Exit Destination - Veterans

Program Applicability: All Projects

	Total	Without Children	With Children and Adults	With Only Children	Unknown Household Type
Permanent Destinations					
Moved from one HOPWA funded project to HOPWA PH	0	0	0		0
Owned by client, no ongoing housing subsidy	0	0	0		0
Owned by client, with ongoing housing subsidy	0	0	0		0
Rental by client, no ongoing housing subsidy	0	0	0		0
Rental by client, with VASH housing subsidy	0	0	0		0
Rental by client, with GPD TIP housing subsidy	0	0	0		0
Rental by client, with other ongoing housing subsidy	0	0	0		0
Permanent housing (other than RRH) for formerly homeless persons	0	0	0		0
Staying or living with family, permanent tenure	0	0	0		0
Staying or living with friends, permanent tenure	0	0	0		0
Rental by client, with RRH or equivalent subsidy	0	0	0		0
Rental by client, with HCV voucher (tenant or project based)	0	0	0		0
Rental by client in a public housing unit	0	0	0		0
Subtotal	0	0	0		0

HUD Annual Performance Report
(FY 2020)

CA-502 Alameda County/Oakland: BFHP -
Berkeley Food and Housing Project

Report period 01/01/2020 - 03/31/2020

CoC category filter: Program CoC

Client Location filter: No

Funding Criteria: Not Based on Funding Source

Q25i. Exit Destination - Veterans

Program Applicability: All Projects

	Total	Without Children	With Children and Adults	With Only Children	Unknown Household Type
Temporary Destinations					
Emergency shelter, including hotel or motel paid for with emergency shelter voucher, or RHY-funded Host Home shelter	0	0	0		0
Moved from one HOPWA funded project to HOPWA TH	0	0	0		0
Transitional housing for homeless persons (including homeless youth)	0	0	0		0
Staying or living with family, temporary tenure (e.g. room, apartment or house)	0	0	0		0
Staying or living with friends, temporary tenure (e.g. room, apartment or house)	0	0	0		0
Place not meant for habitation (e.g., a vehicle, an abandoned building, bus / train / subway station / airport or anywhere outside)	0	0	0		0
Safe Haven	0	0	0		0
Hotel or motel paid for without emergency shelter voucher	0	0	0		0
Host Home (non-crisis)	0	0	0		0
Subtotal	0	0	0		0

HUD Annual Performance Report (FY 2020)

CA-502 Alameda County/Oakland: BFHP - Berkeley Food and Housing Project

Report period 01/01/2020 - 03/31/2020

CoC category filter: Program CoC

Client Location filter: No

Funding Criteria: Not Based on Funding Source

Q25i. Exit Destination - Veterans

Program Applicability: All Projects

	Total	Without Children	With Children and Adults	With Only Children	Unknown Household Type
Institutional Settings					
Foster care home or group foster care home	0	0	0		0
Psychiatric hospital or other psychiatric facility	0	0	0		0
Substance abuse treatment facility or detox center	0	0	0		0
Hospital or other residential non-psychiatric medical facility	0	0	0		0
Jail, prison, or juvenile detention facility	0	0	0		0
Long-term care facility or nursing home	0	0	0		0
Subtotal	0	0	0		0
Other Destinations					
Residential project or halfway house with no homeless criteria	0	0	0		0
Deceased	0	0	0		0
Other	0	0	0		0
Client Doesn't Know/Client Refused	0	0	0		0
Data Not Collected (no exit interview completed)	0	0	0		0
Subtotal	0	0	0		0
Total	0	0	0		0
Total persons exiting to positive housing destinations	0	0	0		0
Total persons whose destinations excluded them from the calculation	0	0	0		0
Percentage	0.00%	0.00%	0.00%		0.00%

HUD Annual Performance Report
(FY 2020)

CA-502 Alameda County/Oakland: BFHP -
Berkeley Food and Housing Project

Report period 01/01/2020 - 03/31/2020

CoC category filter: Program CoC

Client Location filter: No

Funding Criteria: Not Based on Funding Source

Q26a. Chronic Homeless Status - Number of Households w/at least one or more CH person

Program Applicability: All Projects

	Total	Without Children	With Children and Adults	With Only Children	Unknown Household Type
Chronically Homeless	11	10	0	0	1
Not Chronically Homeless	8	5	0	1	2
Client Doesn't Know/Client Refused	0	0	0	0	0
Data Not Collected	0	0	0	0	0
Total	19	15	0	1	3

Q26b. Number of Chronically Homeless Persons by Household

Program Applicability: All Projects

	Total	Without Children	With Children and Adults	With Only Children	Unknown Household Type
Chronically Homeless	11	10	0	0	1
Not Chronically Homeless	8	5	0	1	2
Client Doesn't Know/Client Refused	0	0	0	0	0
Data Not Collected	0	0	0	0	0
Total	19	15	0	1	3

HUD Annual Performance Report
(FY 2020)

CA-502 Alameda County/Oakland: BFHP -
Berkeley Food and Housing Project

Report period 01/01/2020 - 03/31/2020

CoC category filter: Program CoC

Client Location filter: No

Funding Criteria: Not Based on Funding Source

Q26c. Gender of Chronically Homeless Persons

Program Applicability: All Projects

	Total	Without Children	With Children and Adults	With Only Children	Unknown Household Type
Male	4	3	0	0	1
Female	7	7	0	0	0
Trans Female (MTF or Male to Female)	0	0	0	0	0
Trans Male (FTM or Female to Male)	0	0	0	0	0
Gender Non-Conforming (i.e. not exclusively male or female)	0	0	0	0	0
Client Doesn't Known/ Client Refused	0	0	0	0	0
Data Not Collected	0	0	0	0	0
Total	11	10	0	0	1

Q26d. Age of Chronically Homeless Persons

Program Applicability: All Projects

	Total	Without Children	With Children and Adults	With Only Children	Unknown Household Type
0-17	0		0	0	0
18-24	0	0	0		0
25-34	0	0	0		0
35-44	1	1	0		0
45-54	2	2	0		0
55-61	4	4	0		0
62+	3	3	0		0
Client Doesn't Know/ Client Refused	0	0	0		0
Data Not Collected	1	0	0		1
Total	11	10	0	0	1

HUD Annual Performance Report (FY 2020)

CA-502 Alameda County/Oakland: BFHP - Berkeley Food and Housing Project

Report period 01/01/2020 - 03/31/2020

CoC category filter: Program CoC

Client Location filter: No

Funding Criteria: Not Based on Funding Source

Q26e. Physical and Mental Health Conditions - Chronically Homeless Persons

Program Applicability: All Projects

	Conditions At Start	Conditions at Latest Assessment for Stayers	Conditions at Exit for Leavers
Mental Health Problem	10	5	5
Alcohol Abuse	1	0	1
Drug Abuse	1	0	1
Both Alcohol and Drug Abuse	3	1	2
Chronic Health Condition	10	4	6
HIV/AIDS	0	0	0
Developmental Disability	3	0	3
Physical Disability	6	3	3

Q26f. Client Cash Income - Chronically Homeless Persons

Program Applicability: All Projects

Number of Chronically Homeless Persons By Income Category	Number of Chronically Homeless Persons at Start	Number of Chronically Homeless Persons at Annual Assessment (Stayers)	Number of Chronically Homeless Persons at Exit (Leavers)
Chronically Homeless Persons with Only Earned Income (i.e., Employment Income)	1	0	1
Chronically Homeless Persons with Only Other Income	8	0	4
Chronically Homeless Persons with Both Earned and Other Income	0	0	0
Chronically Homeless Persons with No Income	1	0	0
Chronically Homeless Persons with Client Doesn't Know/Client Refused Income Information	0	0	0
Chronically Homeless Persons with Missing Income Information	0	0	0
Number of Chronically Homeless Persons not yet required to have an annual assessment		5	
Number of Chronically Homeless Persons without required annual assessment		0	
Total Chronically Homeless Persons	10	5	5

HUD Annual Performance Report
(FY 2020)

CA-502 Alameda County/Oakland: BFHP -
Berkeley Food and Housing Project

Report period 01/01/2020 - 03/31/2020

CoC category filter: Program CoC

Client Location filter: No

Funding Criteria: Not Based on Funding Source

Q26g. Type of Cash Income Sources - Chronically Homeless Persons

Program Applicability: All Projects

	Income at Start	Income at Latest Annual Assessment for Stayers	Income at Exit for Leavers
Earned Income	1	0	1
Unemployment Insurance	0	0	0
Supplemental Security Income (SSI)	6	0	3
Social Security Disability Insurance (SSDI)	3	0	1
VA Service - Connected Disability Compensation	0	0	0
VA Non-Service Connected Disability Pension	0	0	0
Private Disability Insurance	0	0	0
Worker's Compensation	0	0	0
Temporary Assistance for Needy Families (TANF)	0	0	0
General Assistance (GA)	0	0	0
Retirement Income from Social Security	0	0	0
Pension or retirement income from a former job	0	0	0
Child Support	0	0	0
Alimony and other spousal support	0	0	0
Other Source	0	0	0
Chronic Homeless Persons with Income Information at Start and Annual Assessment/Exit		0	5

HUD Annual Performance Report
(FY 2020)

**CA-502 Alameda County/Oakland: BFHP -
Berkeley Food and Housing Project**

Report period 01/01/2020 - 03/31/2020

CoC category filter: Program CoC

Client Location filter: No

Funding Criteria: Not Based on Funding Source

Q26h. Type of Non-Cash Income Sources - Chronically Homeless Persons

Program Applicability: All Projects

	Benefit at Start	Benefit at Latest Annual Assessment for Stayers	Benefit at Exit for Leavers
Supplemental Nutrition Assistance Program (SNAP) (Previously known as Food Stamps)	2	0	1
Special Supplemental Nutrition Program for Women, Infants and Children (WIC)	0	0	0
TANF Child Care Services	0	0	0
TANF Transportation Services	0	0	0
Other TANF-Funded Services	0	0	0
Other Source	0	0	0

HUD Annual Performance Report (FY 2020)

CA-502 Alameda County/Oakland: BFHP - Berkeley Food and Housing Project

Report period 01/01/2020 - 03/31/2020

CoC category filter: Program CoC

Client Location filter: No

Funding Criteria: Not Based on Funding Source

Q27a. Age of Youth

Program Applicability: All Projects

	Total	Without Children	With Children and Adults	With Only Children	Unknown Household Type
12-17	1		0	1	
18-24	1	1	0		
Client Doesn't Know/ Client Refused					
Data Not Collected					
Total	2	1	0	1	

Q27b. Parenting Youth

Program Applicability: All Projects

	Total parenting youth	Total children of parenting youth	Total Persons	Total Households
Parent youth < 18	0	0	0	0
Parent youth 18 to 24	0	0	0	0

Q27c. Gender - Youth

Program Applicability: All Projects

	Total	Without Children	With Children and Adults	With Only Children	Unknown Household Type
Male	2	1	0	1	0
Female	0	0	0	0	0
Trans Female (MTF or Male to Female)	0	0	0	0	0
Trans Male (FTM or Female to Male)	0	0	0	0	0
Gender Non-Conforming (i.e. not exclusively male or female)	0	0	0	0	0
Client Doesn't Know/ Client Refused	0	0	0	0	0
Data Not Collected	0	0	0	0	0
Total	2	1	0	1	0

HUD Annual Performance Report (FY 2020)

CA-502 Alameda County/Oakland: BFHP - Berkeley Food and Housing Project

Report period 01/01/2020 - 03/31/2020

CoC category filter: Program CoC

Client Location filter: No

Funding Criteria: Not Based on Funding Source

Q27d. Living Situation - Youth (HoH only)

Program Applicability: All Projects

	Total	Without Children	With Children and Adults	With Only Children	Unknown Household Type
Homeless Situations					
Emergency shelter, including hotel or motel paid for with emergency shelter voucher, or RHY-funded Host Home shelter	0	0	0	0	0
Transitional housing for homeless persons (including homeless youth)	0	0	0	0	0
Place not meant for habitation	2	1	0	1	0
Safe Haven	0	0	0	0	0
Host Home (non-crisis)	0	0	0	0	0
Subtotal	2	1	0	1	0
Institutional Settings					
Psychiatric hospital or other psychiatric facility	0	0	0	0	0
Substance abuse treatment facility or detox center	0	0	0	0	0
Hospital or other residential non-psychiatric medical facility	0	0	0	0	0
Jail, prison or juvenile detention facility	0	0	0	0	0
Foster care home or foster care group home	0	0	0	0	0
Long-term care facility or nursing home	0	0	0	0	0
Residential project or halfway house with no homeless criteria	0	0	0	0	0
Subtotal	0	0	0	0	0

HUD Annual Performance Report (FY 2020)

CA-502 Alameda County/Oakland: BFHP - Berkeley Food and Housing Project

Report period 01/01/2020 - 03/31/2020

CoC category filter: Program CoC

Client Location filter: No

Funding Criteria: Not Based on Funding Source

Q27d. Living Situation - Youth (HoH only)

Program Applicability: All Projects

	Total	Without Children	With Children and Adults	With Only Children	Unknown Household Type
Other Locations					
Permanent housing (other than RRH) for formerly homeless persons	0	0	0	0	0
Owned by client, no ongoing housing subsidy	0	0	0	0	0
Owned by client, with ongoing housing subsidy	0	0	0	0	0
Rental by client, with RRH or equivalent subsidy	0	0	0	0	0
Rental by client, with HCV voucher (tenant or project based)	0	0	0	0	0
Rental by client in a public housing unit	0	0	0	0	0
Rental by client, no ongoing housing subsidy	0	0	0	0	0
Rental by client, with VASH housing subsidy	0	0	0	0	0
Rental by client, with GPD TIP housing subsidy	0	0	0	0	0
Rental by client, with other ongoing housing subsidy	0	0	0	0	0
Hotel or motel paid for without emergency shelter voucher	0	0	0	0	0
Staying or living in a friend's room, apartment or house	0	0	0	0	0
Staying or living in a family member's room, apartment or house	0	0	0	0	0
Client Doesn't Know/Client Refused	0	0	0	0	0
Data not collected	0	0	0	0	0
Subtotal	0	0	0	0	0
Total	2	1	0	1	0

HUD Annual Performance Report
(FY 2020)

**CA-502 Alameda County/Oakland: BFHP -
Berkeley Food and Housing Project**

Report period 01/01/2020 - 03/31/2020

CoC category filter: Program CoC

Client Location filter: No

Funding Criteria: Not Based on Funding Source

Q27e. Length of Participation - Youth

Program Applicability: All Projects

	Total	Leavers	Stayers
30 days or less	0	0	0
31 to 60 days	0	0	0
61 to 90 days	1	1	0
91 to 180 days	0	0	0
181 to 365 days	1	1	0
366 to 730 days (1-2 Yrs)	0	0	0
731 to 1,095 days (2-3 Yrs)	0	0	0
1,096 to 1,460 days (3-4 Yrs)	0	0	0
1,461 to 1,825 days (4-5 Yrs)	0	0	0
More than 1,825 days (> 5 Yrs)	0	0	0
Data Not Collected			
Total	2	2	0

HUD Annual Performance Report
(FY 2020)

CA-502 Alameda County/Oakland: BFHP -
Berkeley Food and Housing Project

Report period 01/01/2020 - 03/31/2020

CoC category filter: Program CoC

Client Location filter: No

Funding Criteria: Not Based on Funding Source

Q27f. Exit Destination - Youth

Program Applicability: All Projects

	Total	Without Children	With Children and Adults	With Only Children	Unknown Household Type
Permanent Destinations					
Moved from one HOPWA funded project to HOPWA PH	0	0	0	0	0
Owned by client, no ongoing housing subsidy	0	0	0	0	0
Owned by client, with ongoing housing subsidy	0	0	0	0	0
Rental by client, no ongoing housing subsidy	0	0	0	0	0
Rental by client, with VASH housing subsidy	0	0	0	0	0
Rental by client, with GPD TIP housing subsidy	0	0	0	0	0
Rental by client, with other ongoing housing subsidy	0	0	0	0	0
Permanent housing (other than RRH) for formerly homeless persons	0	0	0	0	0
Staying or living with family, permanent tenure	0	0	0	0	0
Staying or living with friends, permanent tenure	0	0	0	0	0
Rental by client, with RRH or equivalent subsidy	0	0	0	0	0
Rental by client, with HCV voucher (tenant or project based)	0	0	0	0	0
Rental by client, with RRH or equivalent subsidy	0	0	0	0	0
Subtotal	0	0	0	0	0

HUD Annual Performance Report
(FY 2020)

CA-502 Alameda County/Oakland: BFHP -
Berkeley Food and Housing Project

Report period 01/01/2020 - 03/31/2020

CoC category filter: Program CoC

Client Location filter: No

Funding Criteria: Not Based on Funding Source

Q27f. Exit Destination - Youth

Program Applicability: All Projects

	Total	Without Children	With Children and Adults	With Only Children	Unknown Household Type
Temporary Destinations					
Emergency shelter, including hotel or motel paid for with emergency shelter voucher, or RHY-funded Host Home shelter	0	0	0	0	0
Moved from one HOPWA funded project to HOPWA TH	0	0	0	0	0
Transitional housing for homeless persons (including homeless youth)	0	0	0	0	0
Staying or living with family, temporary tenure (e.g. room, apartment or house)	0	0	0	0	0
Staying or living with friends, temporary tenure (e.g. room, apartment or house)	0	0	0	0	0
Place not meant for habitation (e.g., a vehicle, an abandoned building, bus / train / subway station / airport or anywhere outside)	2	1	0	1	0
Safe Haven	0	0	0	0	0
Hotel or motel paid for without emergency shelter voucher	0	0	0	0	0
Host Home (non-crisis)	0	0	0	0	0
Subtotal	2	1	0	1	0

HUD Annual Performance Report (FY 2020)

CA-502 Alameda County/Oakland: BFHP - Berkeley Food and Housing Project

Report period 01/01/2020 - 03/31/2020

CoC category filter: Program CoC

Client Location filter: No

Funding Criteria: Not Based on Funding Source

Q27f. Exit Destination - Youth

Program Applicability: All Projects

	Total	Without Children	With Children and Adults	With Only Children	Unknown Household Type
Institutional Settings					
Foster care home or group foster care home	0	0	0	0	0
Psychiatric hospital or other psychiatric facility	0	0	0	0	0
Substance abuse treatment facility or detox center	0	0	0	0	0
Hospital or other residential non-psychiatric medical facility	0	0	0	0	0
Jail, prison, or juvenile detention facility	0	0	0	0	0
Long-term care facility or nursing home	0	0	0	0	0
Subtotal	0	0	0	0	0
Other Destinations					
Residential project or halfway house with no homeless criteria	0	0	0	0	0
Deceased	0	0	0	0	0
Other	0	0	0	0	0
Client Doesn't Know/Client Refused	0	0	0	0	0
Data Not Collected (no exit interview completed)	0	0	0	0	0
Subtotal	0	0	0	0	0
Total	2	1	0	1	0
Total persons exiting to positive housing destinations	0	0	0	0	0
Total persons whose destinations excluded them from the calculation	0	0	0	0	0
Percentage	0.00%	0.00%	0.00%	0.00%	0.00%

HUD Annual Performance Report
(FY 2020)

CA-502 Alameda County/Oakland: BFHP -
Berkeley Food and Housing Project

Report period 01/01/2020 - 03/31/2020

CoC category filter: Program CoC

Client Location filter: No

Funding Criteria: Not Based on Funding Source

Q27g. Cash Income - Sources - Youth

Program Applicability: All Projects

	Income at Start	Income at Latest Annual Assessment for Stayers	Income at Exit for Leavers
Earned Income	1	0	1
Unemployment Insurance	0	0	0
Supplemental Security Income (SSI)	0	0	0
Social Security Disability Insurance (SSDI)	0	0	0
VA Service - Connected Disability Compensation	0	0	0
VA Non-Service Connected Disability Pension	0	0	0
Private Disability Insurance	0	0	0
Worker's Compensation	0	0	0
Temporary Assistance for Needy Families (TANF)	0	0	0
General Assistance (GA)	0	0	0
Retirement Income from Social Security	0	0	0
Pension or retirement income from a former job	0	0	0
Child Support	0	0	0
Alimony and other spousal support	0	0	0
Other Source	0	0	0
Chronic Homeless Persons with Income Information at Start and Annual Assessment/Exit		0	1

HUD Annual Performance Report (FY 2020)

CA-502 Alameda County/Oakland: BFHP - Berkeley Food and Housing Project

Report period 01/01/2020 - 03/31/2020

CoC category filter: Program CoC

Client Location filter: No

Funding Criteria: Not Based on Funding Source

Q27h. Client Cash Income Category - Earned/Other Income Category - by Start and Annual Assessment/Exit Status - Youth

Program Applicability: All Projects

Number of Youth By Income Category	Number of Youth at Start	Number of Youth at Annual Assessment (Stayers)	Number of Youth at Exit (Leavers)
Youth with Only Earned Income (i.e., Employment Income)	0	0	0
Youth with Only Other Income	0	0	0
Youth with Both Earned and Other Income	0	0	0
Youth with No Income	0	0	0
Youth with Client Doesn't Know/Client Refused Income Information	1	0	1
Youth with Missing Income Information	0	0	0
Number of youth stayers not yet required to have an annual assessment		0	
Number of youth stayers without required annual assessment		0	
Total Youth	1	0	1
1 or more source of income	0	0	0
Youth with Income Information at Start and Annual Assessment/Exit		0	1

HUD Annual Performance Report (FY 2020)

CA-502 Alameda County/Oakland: BFHP - Berkeley Food and Housing Project

Report period 01/01/2020 - 03/31/2020

CoC category filter: Program CoC

Client Location filter: No

Funding Criteria: Not Based on Funding Source

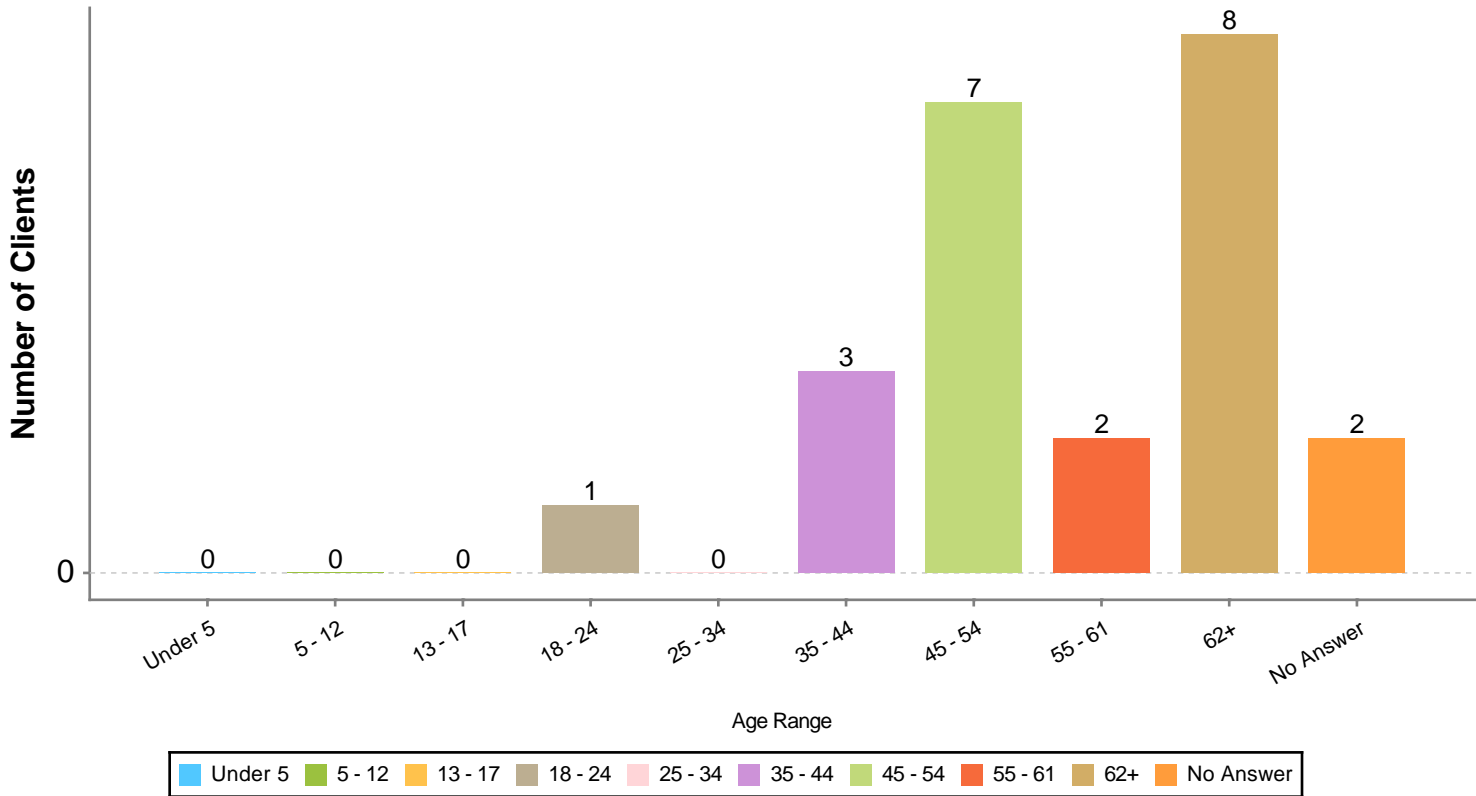
Q27i. Disabling Conditions and Income for Youth at Exit

Program Applicability: All Projects

	AO: Youth with Disabling Condition	AO: Youth without Disabling Condition	AO: Total Youth	AO: % with Disabling Condition by Source	AC: Youth with Disabling Condition	AC: Youth without Disabling Condition	AC: Total Youth	AC: % with Disabling Condition by Source	CO: Youth with Disabling Condition	CO: Youth without Disabling Condition	CO: Total Youth	CO: % with Disabling Condition by Source	UK: Youth with Disabling Condition	UK: Youth without Disabling Condition	UK: Total Youth	UK: % with Disabling Condition by Source
Earned Income	0	0	0	0.00%	0	0	0	0.00%	0	1	1	0.00%	0	0	0	0.00%
Supplemental Security Income (SSI)	0	0	0	0.00%	0	0	0	0.00%	0	0	0	0.00%	0	0	0	0.00%
Social Security Disability Insurance (SSDI)	0	0	0	0.00%	0	0	0	0.00%	0	0	0	0.00%	0	0	0	0.00%
VA Service - Connected Disability Compensation	0	0	0	0.00%	0	0	0	0.00%	0	0	0	0.00%	0	0	0	0.00%
Private Disability Insurance	0	0	0	0.00%	0	0	0	0.00%	0	0	0	0.00%	0	0	0	0.00%
Worker's Compensation	0	0	0	0.00%	0	0	0	0.00%	0	0	0	0.00%	0	0	0	0.00%
Temporary Assistance for Needy Families (TANF)	0	0	0	0.00%	0	0	0	0.00%	0	0	0	0.00%	0	0	0	0.00%
Retirement Income from Social Security	0	0	0	0.00%	0	0	0	0.00%	0	0	0	0.00%	0	0	0	0.00%
Pension or retirement income from a former job	0	0	0	0.00%	0	0	0	0.00%	0	0	0	0.00%	0	0	0	0.00%
Child Support	0	0	0	0.00%	0	0	0	0.00%	0	0	0	0.00%	0	0	0	0.00%
Other source	0	0	0	0.00%	0	0	0	0.00%	0	0	0	0.00%	0	0	0	0.00%
No Sources	0	0	0	0.00%	0	0	0	0.00%	0	0	0	0.00%	0	0	0	0.00%
Unduplicated Total Youth	0	0	0		0	0	0		0	1	1		0	0	0	

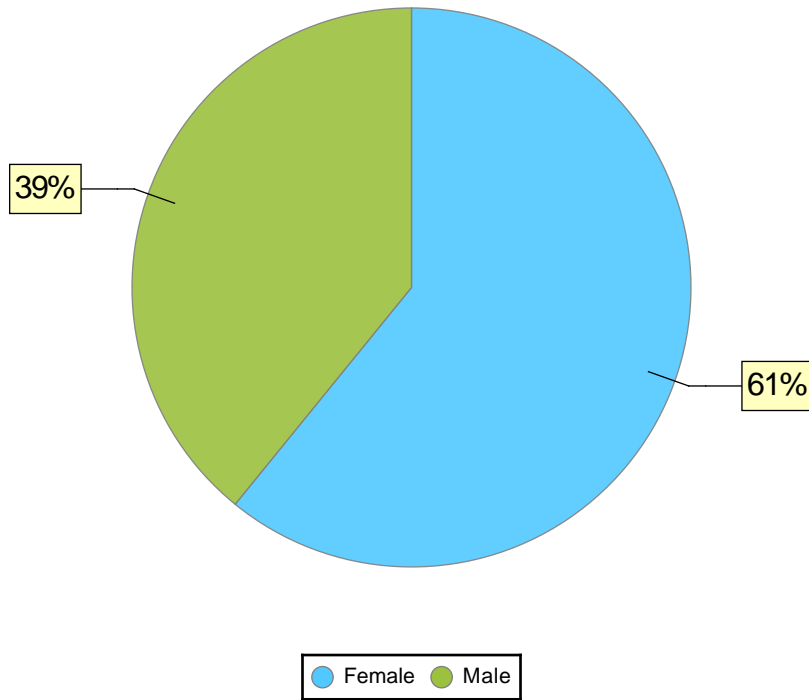
Housing Navigation Client Demographics Report

Client Age Range Chart



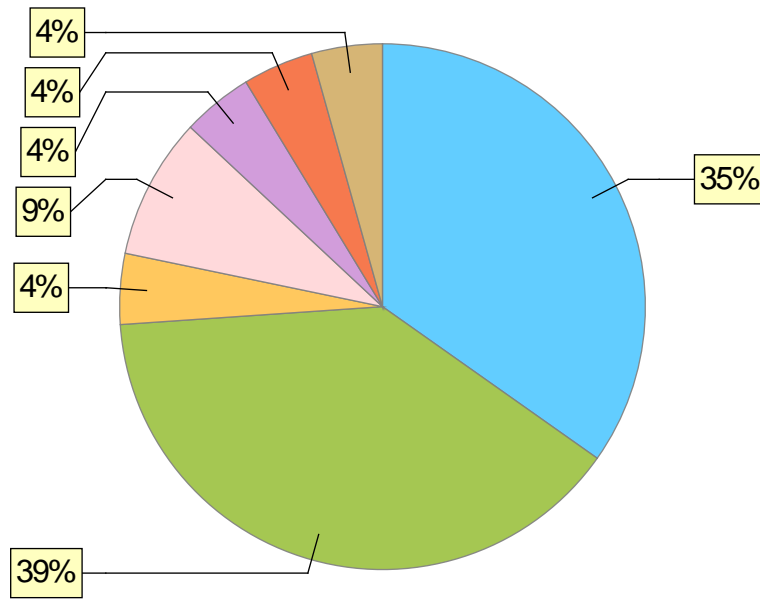
Age Range	# of Clients
Under 5	0
5 - 12	0
13 - 17	0
18 - 24	1
25 - 34	0
35 - 44	3
45 - 54	7
55 - 61	2
62+	8
No Answer	2
Total:	23

Gender



Gender	# of Clients
Female	14
Male	9
Trans Female (MTF or Male to Female)	0
Trans Male (FTM or Female to Male)	0
Gender Non-Conforming (i.e. not exclusively male or female)	0
Client doesn't know	0
Client refused	0
No Answer	0
Total:	23

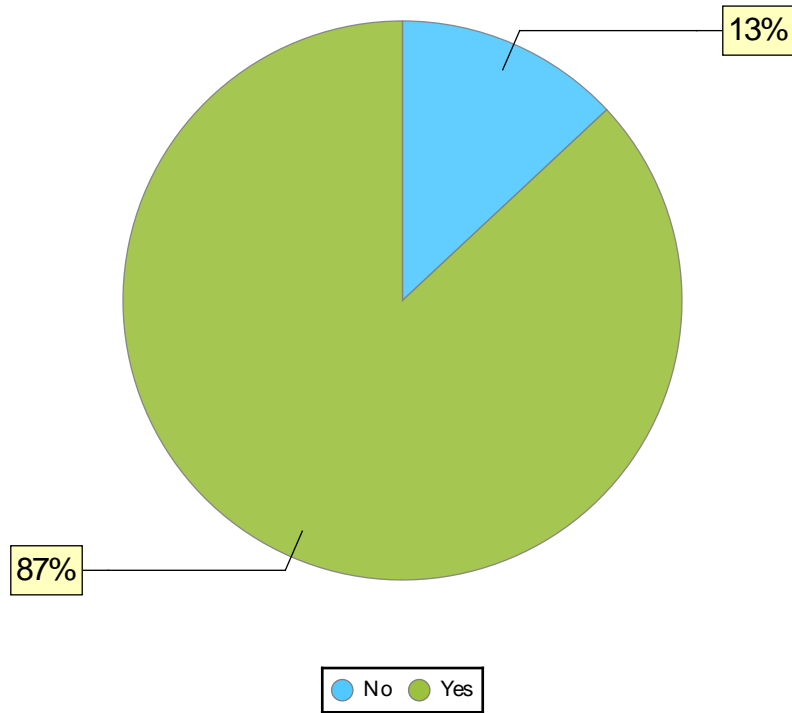
Race



● White
 ● Black or African American
 ● Asian
 ● Multiple races
 ● Native Hawaiian or Other Pacific Islander
 ● Client Don't know / Refused
 ● No Answer

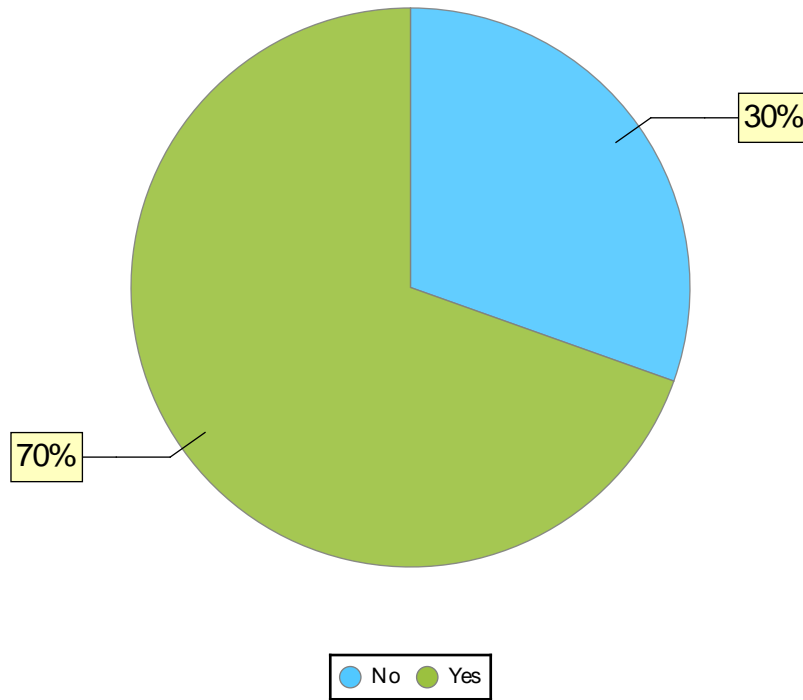
Race Demographic	# of Clients
White	8
Black or African American	9
Asian	1
American Indian or Alaska Native	0
Multiple races	2
Native Hawaiian or Other Pacific Islander	1
Client Don't know / Refused	1
No Answer	1
Total:	23

Disabled Demographic (Adults & HoHH) Chart



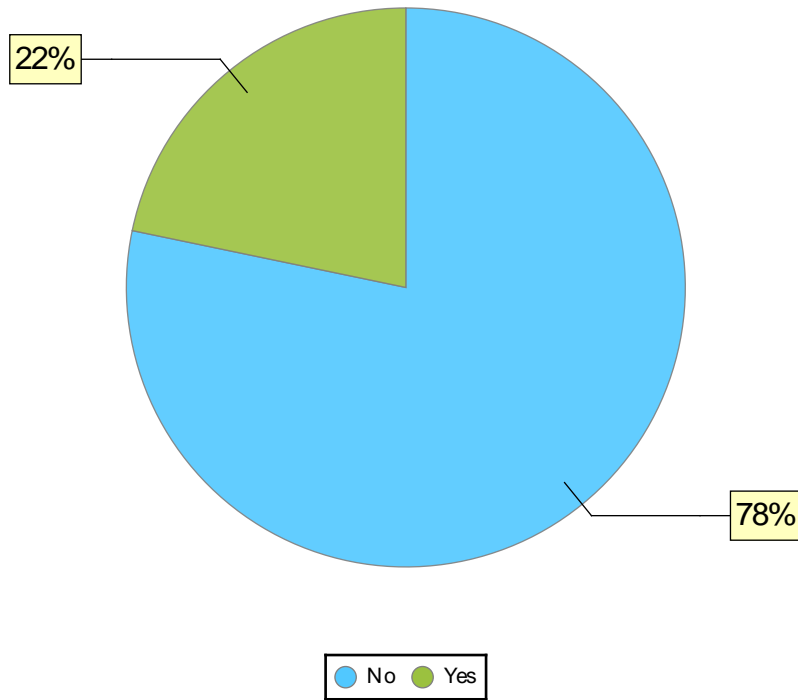
Disabled Demographic (Adults & HoHH)	# of Clients
No	3
Yes	20
Client doesn't know	0
Client refused	0
No Answer	0
Total:	23

Physical Disability Chart



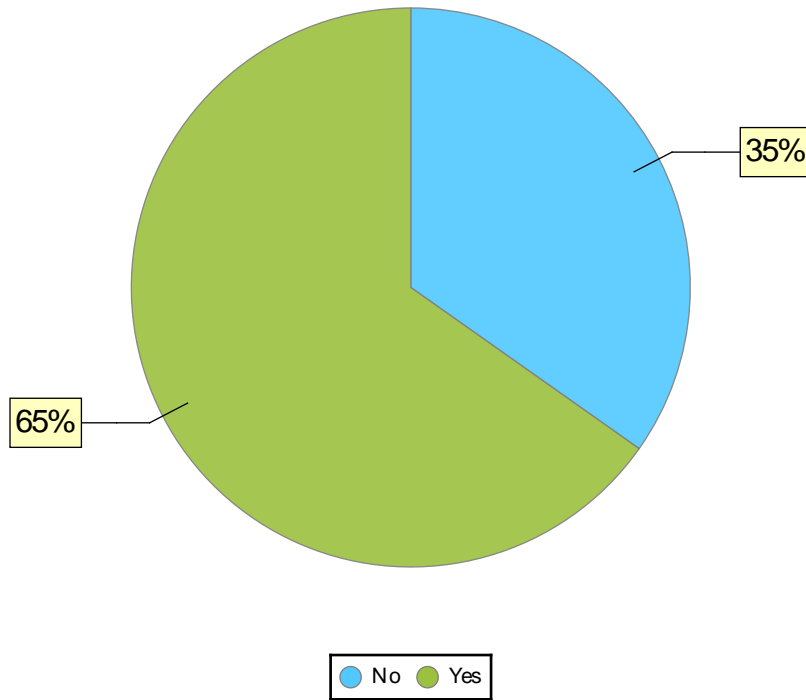
Physical Disability	# of Clients
No	7
Yes	16
Client doesn't know	0
Client refused	0
No Answer	0
Total:	23

Developmental Disability Chart



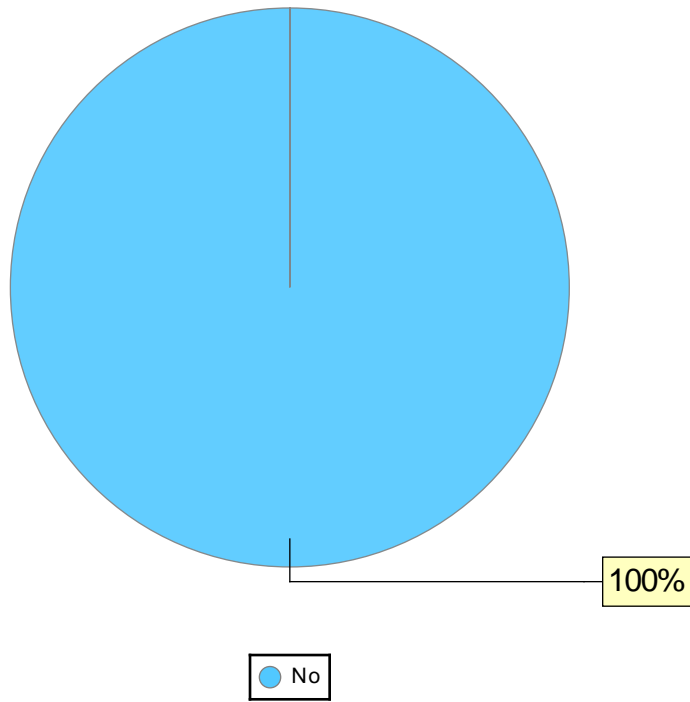
Developmental Disability	# of Clients
No	18
Yes	5
Client doesn't know	0
Client refused	0
No Answer	0
Total:	23

Chronic Health Condition Chart



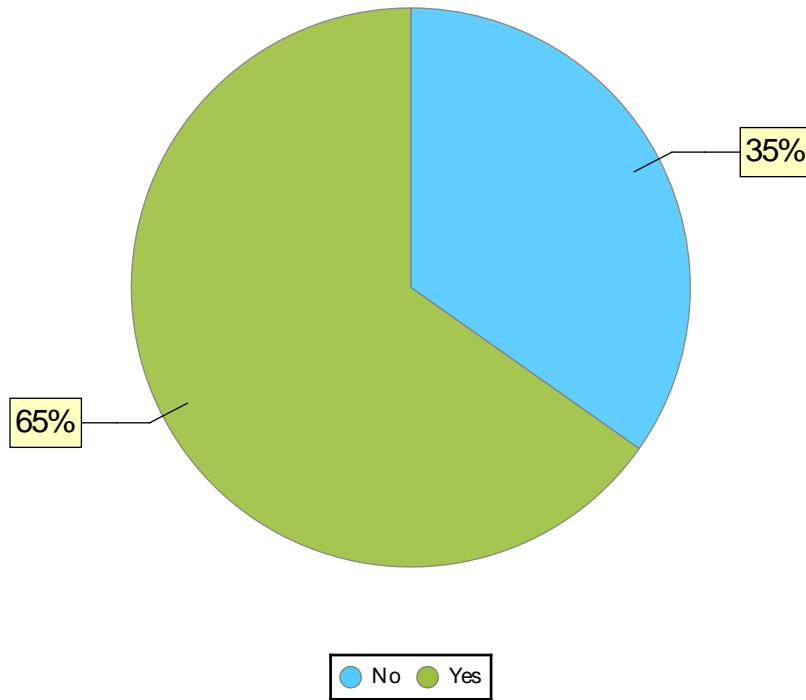
Chronic Health Condition	# of Clients
No	8
Yes	15
Client doesn't know	0
Client refused	0
No Answer	0
Total:	23

HIV/AIDS Chart



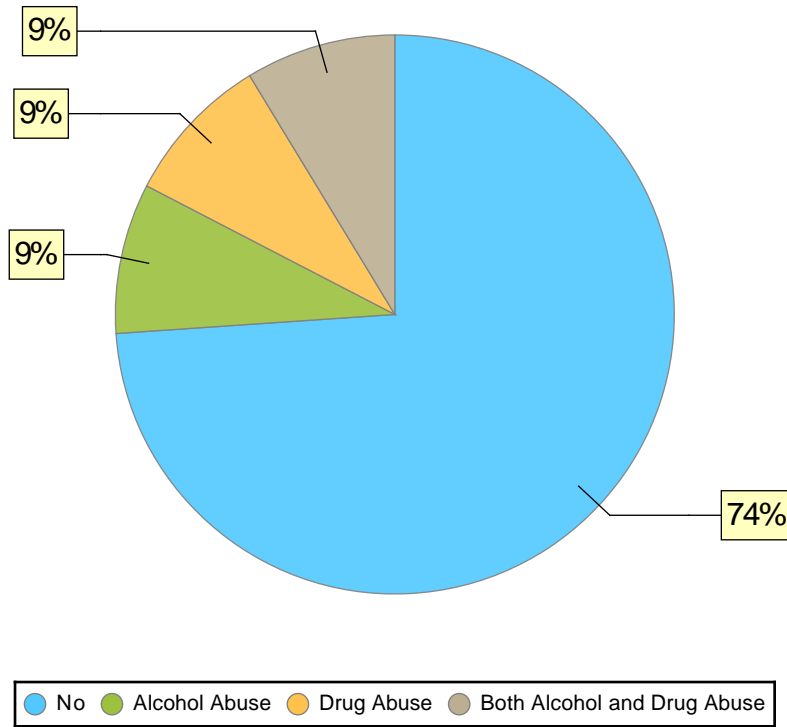
HIV/AIDS	# of Clients
No	23
Yes	0
Client doesn't know	0
Client refused	0
No Answer	0
Total:	23

Mental Health Problem Chart



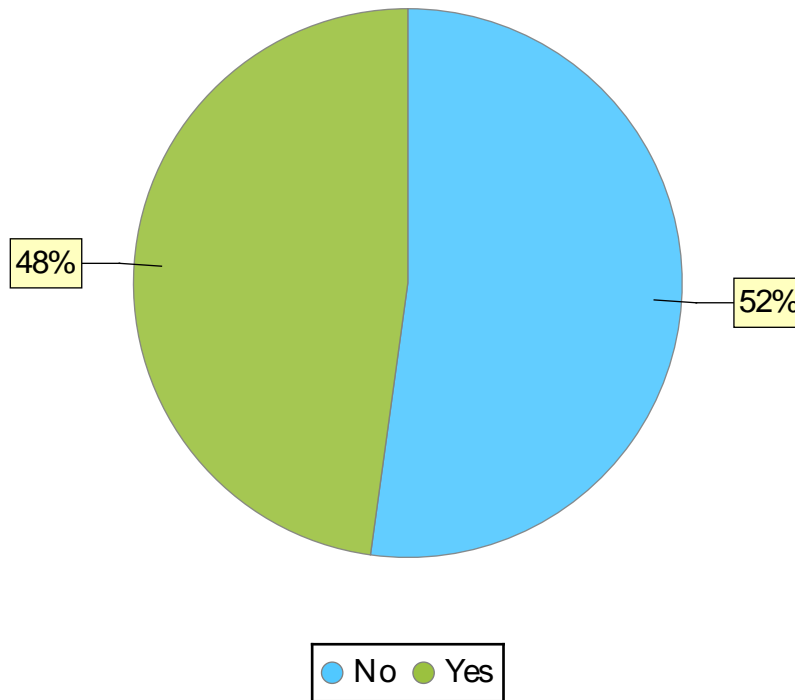
Mental Health Problem	# of Clients
No	8
Yes	15
Client doesn't know	0
Client refused	0
No Answer	0
Total:	23

Substance Abuse Chart



Substance Abuse	# of Clients
No	17
Alcohol Abuse	2
Drug Abuse	2
Both Alcohol and Drug Abuse	2
Client doesn't know	0
Client refused	0
No Answer	0
Total:	23

Chronic Homeless Demographic (Adults & HoH) Chart



Chronic Homeless (Adults & HoH)	# of Clients
No	12
Yes	11
Clients Entering from Homelessness	# of Clients
Yes	21
No	2
Approximate Date Started	# of Clients
365 Days or More	12
Less Than 365 Days	9
Missing	0
Not applicable	2
Times Homeless in the Past Three Years	# of Clients
One Time	10
Two Times	0
Three Times	2
Four or more times	9
Client doesn't know	0

Client Demographics Report

BFHP - Berkeley Food and Housing Project

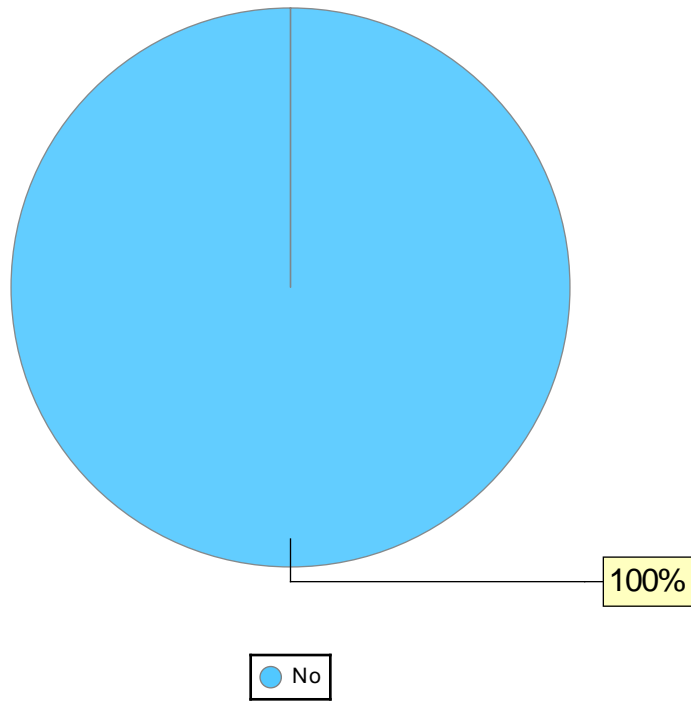
Date Range: 01/01/2020 AND 03/31/2020

Veteran: All

Client Project Stays: All active

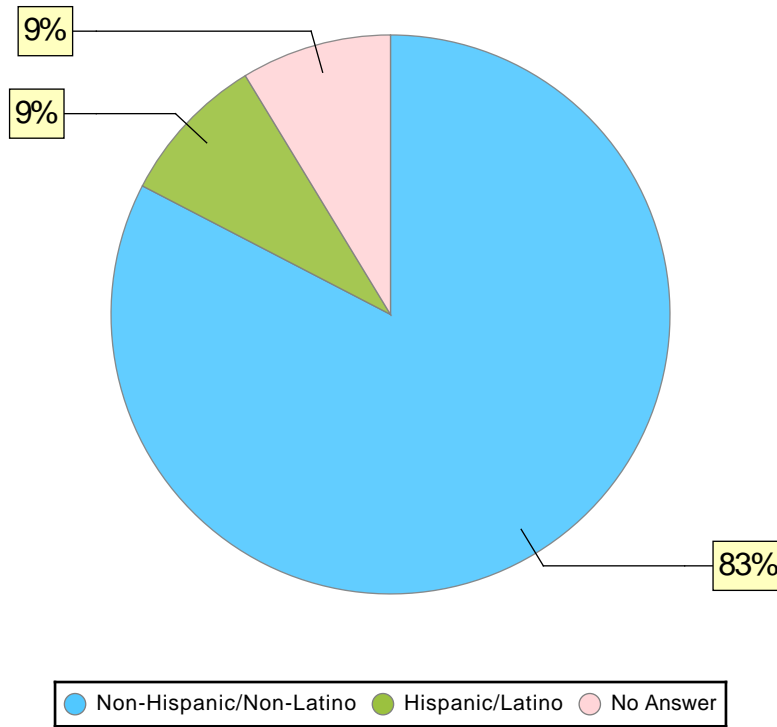
Times Homeless in the Past Three Years	# of Clients
Client refused	0
No Answer	2
Total Months Homeless in the Past Three years	# of Clients
One month (this time is the first month)	2
Two Months	2
Three Months	0
Four Months	1
Five Months	1
Six Months	0
Seven Months	2
Eight Months	0
Nine Months	0
Ten Months	1
Eleven Months	0
Twelve Months	0
More than 12 Months	12
Client doesn't know	0
Client refused	0
No Answer	0
Not Applicable	2
Total:	23

Veteran Status - Adults Only



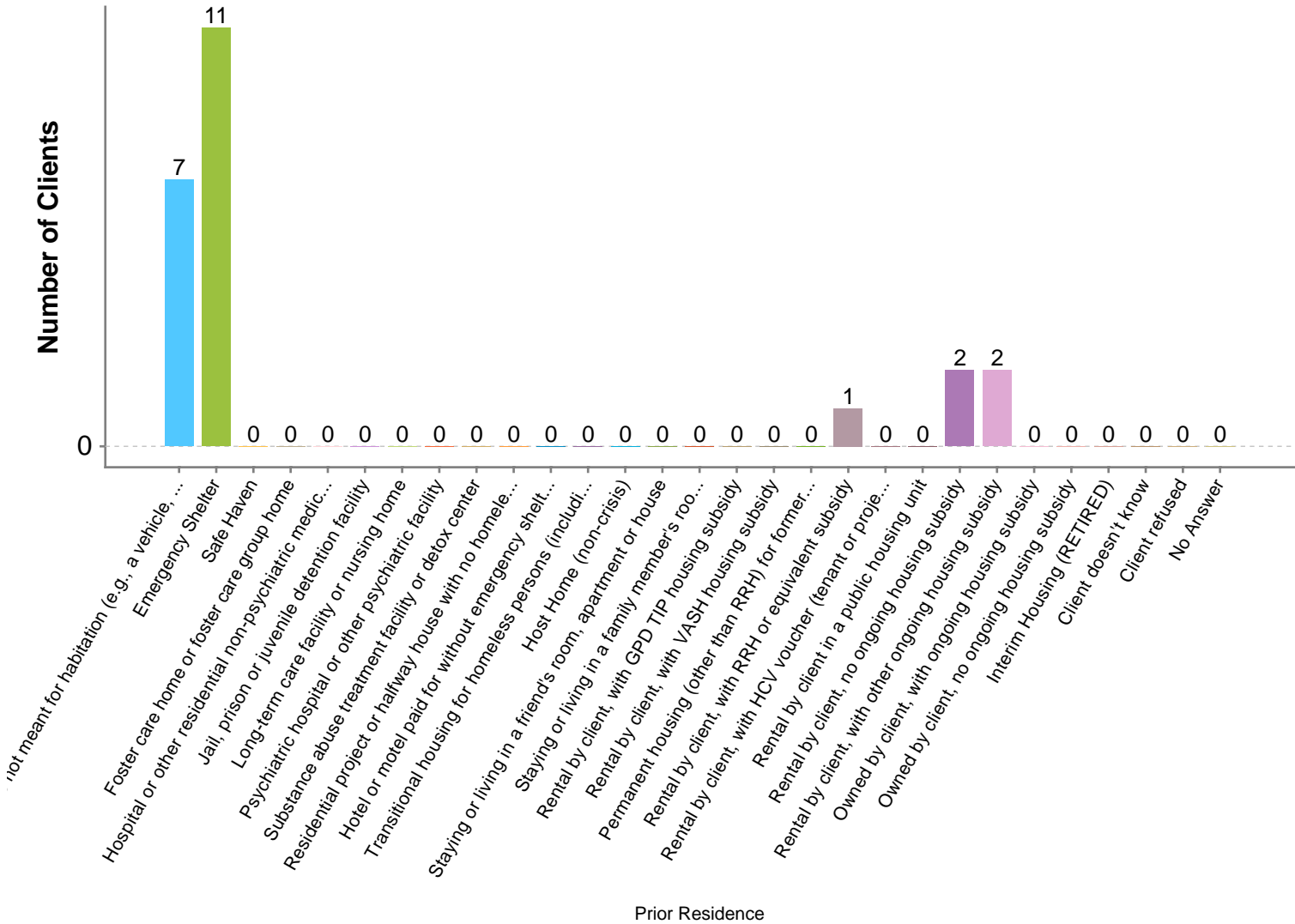
Veteran Demographic	# of Clients
No	21
Yes	0
Client doesn't know	0
Client refused	0
No Answer	0
Total:	21

Hispanic Ethnicity Demographic



Hispanic Ethnicity Demographic	# of Clients
Non-Hispanic/Non-Latino	19
Hispanic/Latino	2
Client doesn't know	0
Client refused	0
No Answer	2
Total:	23

Prior Living Situation (Adults & HoHH) Chart



■ Place not meant for habitation (e.g., a vehicle, an abandoned building, bus/train/subway station/airport or anywhere outside)	■ Safe Haven
■ Emergency shelter, including hotel or motel paid for with emergency shelter voucher, or RHY-funded Host Home shelter	■ Hospital or other residential non-psychiatric medical facility
■ Foster care home or foster care group home	■ Psychiatric hospital or other psychiatric facility
■ Jail, prison or juvenile detention facility	■ Long-term care facility or nursing home
■ Substance abuse treatment facility or detox center	■ Residential project or halfway house with no homeless criteria
■ Hotel or motel paid for without emergency shelter voucher	■ Transitional housing for homeless persons (including homeless youth)
■ Host Home (non-crisis)	■ Staying or living in a friend's room, apartment or house
■ Staying or living in a family member's room, apartment or house	■ Rental by client, with GPD TIP housing subsidy
■ Rental by client, with VASH housing subsidy	■ Permanent housing (other than RRH) for formerly homeless persons
■ Rental by client, with RRH or equivalent subsidy	■ Rental by client, with HCV voucher (tenant or project based)
■ Rental by client in a public housing unit	■ Rental by client, no ongoing housing subsidy
■ Rental by client, with other ongoing housing subsidy	■ Owned by client, with ongoing housing subsidy
■ Owned by client, no ongoing housing subsidy	■ Owned by client, no ongoing housing subsidy
■ Interim Housing (RETIRED)	■ Client doesn't know
■ Client refused	■ No Answer

Prior Living Situation (Adults & HoHH)	# of Clients
--	--------------

Client Demographics Report

BFHP - Berkeley Food and Housing Project

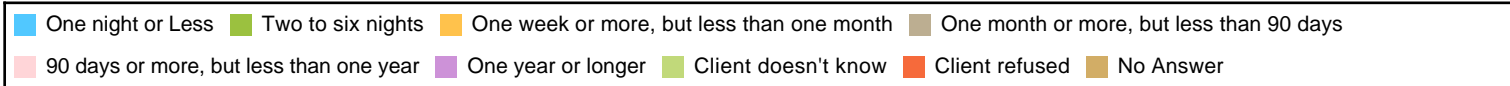
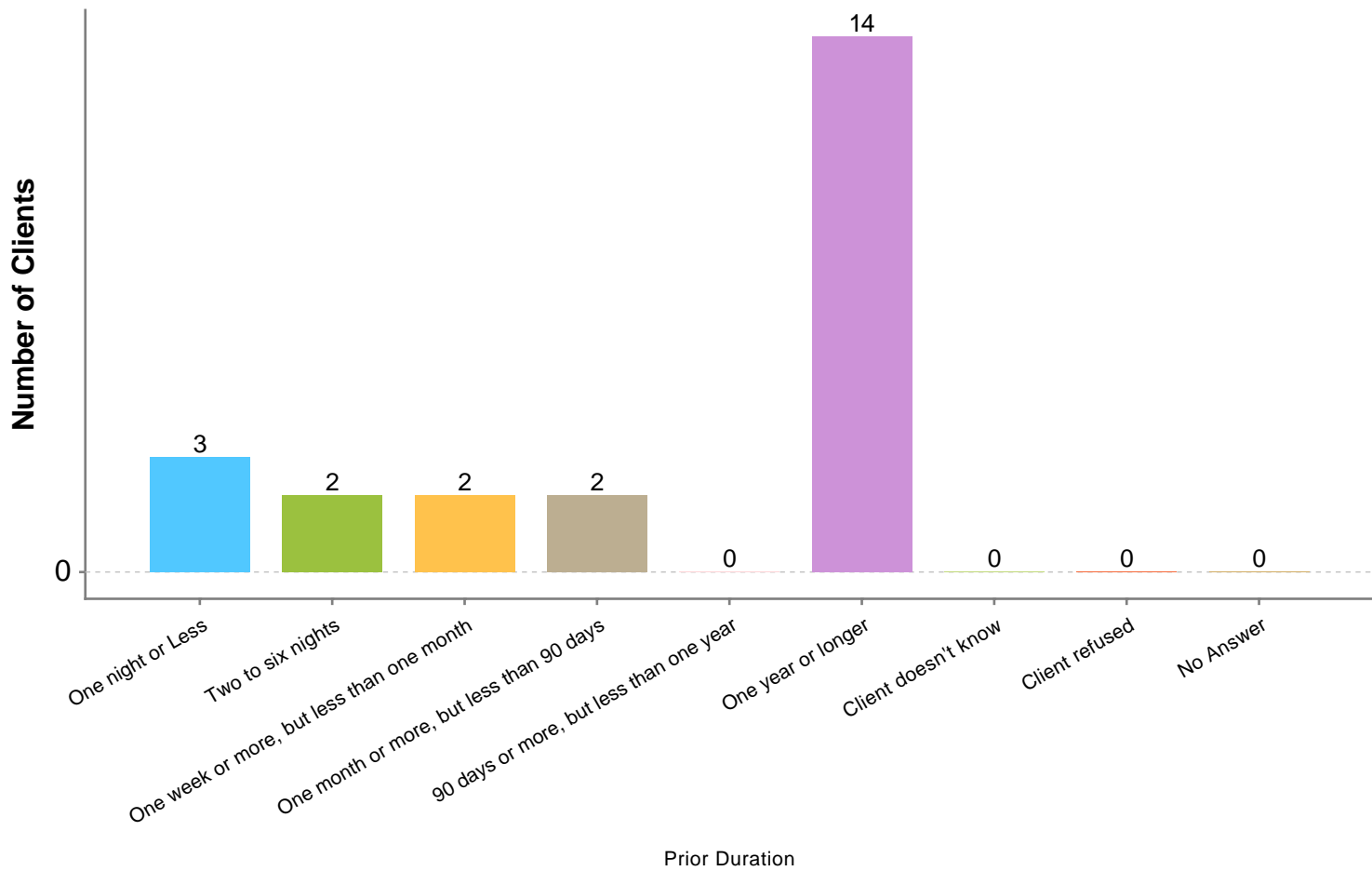
Date Range: 01/01/2020 AND 03/31/2020

Veteran: All

Client Project Stays: All active

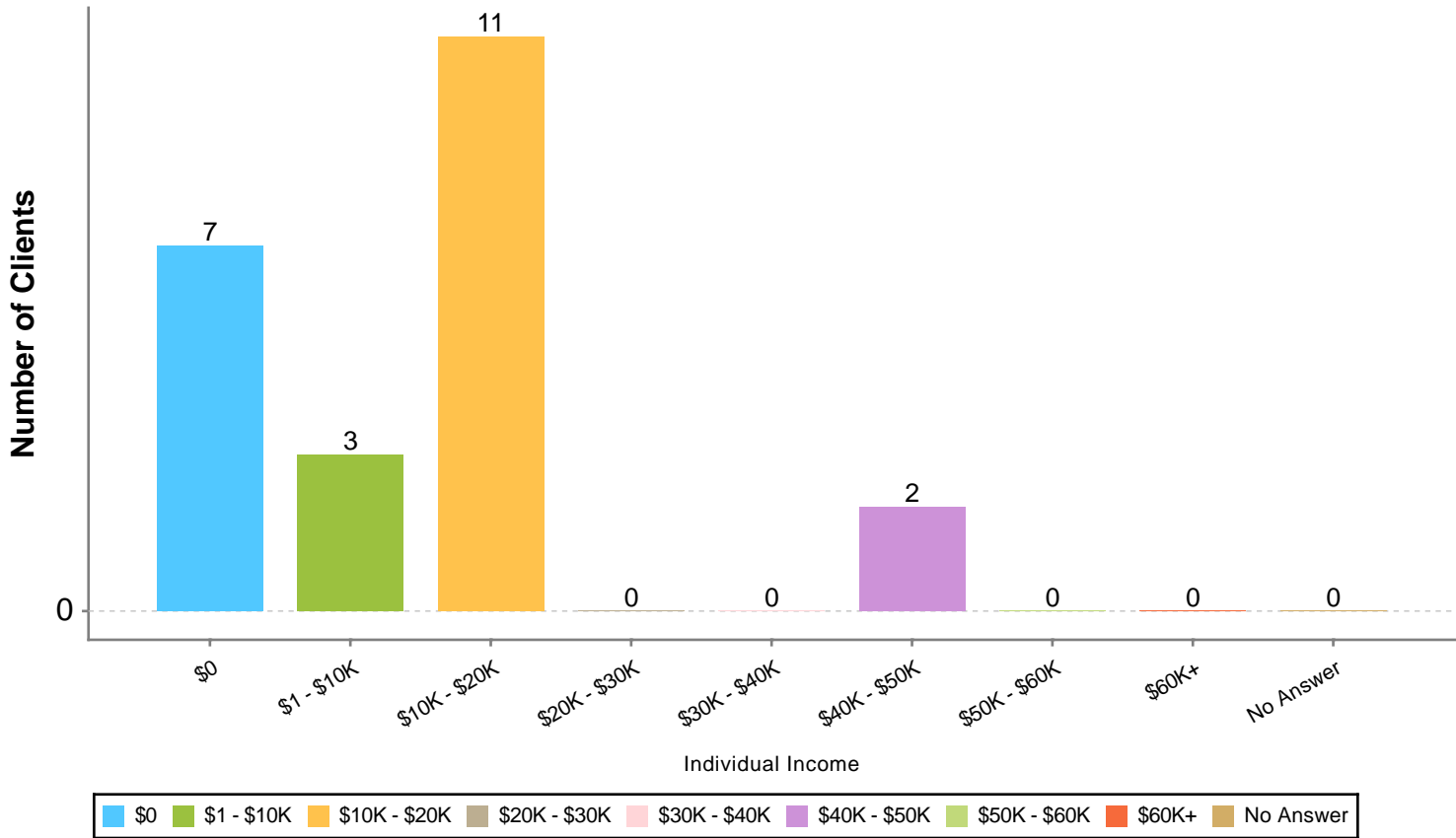
Prior Living Situation (Adults & HoHH)	# of Clients
Place not meant for habitation (e.g., a vehicle, an abandoned building, bus/train/subway station/airport or anywhere outside)	7
Emergency shelter, including hotel or motel paid for with emergency shelter voucher, or RHY-funded Host Home shelter	11
Safe Haven	0
Foster care home or foster care group home	0
Hospital or other residential non-psychiatric medical facility	0
Jail, prison or juvenile detention facility	0
Long-term care facility or nursing home	0
Psychiatric hospital or other psychiatric facility	0
Substance abuse treatment facility or detox center	0
Residential project or halfway house with no homeless criteria	0
Hotel or motel paid for without emergency shelter voucher	0
Transitional housing for homeless persons (including homeless youth)	0
Host Home (non-crisis)	0
Staying or living in a friend's room, apartment or house	0
Staying or living in a family member's room, apartment or house	0
Rental by client, with GPD TIP housing subsidy	0
Rental by client, with VASH housing subsidy	0
Permanent housing (other than RRH) for formerly homeless persons	0
Rental by client, with RRH or equivalent subsidy	1
Rental by client, with HCV voucher (tenant or project based)	0
Rental by client in a public housing unit	0
Rental by client, no ongoing housing subsidy	2
Rental by client, with other ongoing housing subsidy	2
Owned by client, with ongoing housing subsidy	0
Owned by client, no ongoing housing subsidy	0
Interim Housing (RETIRED)	0
Client doesn't know	0
Client refused	0
No Answer	0
Total:	23

Prior Living Duration (Adults & HoHH) Chart



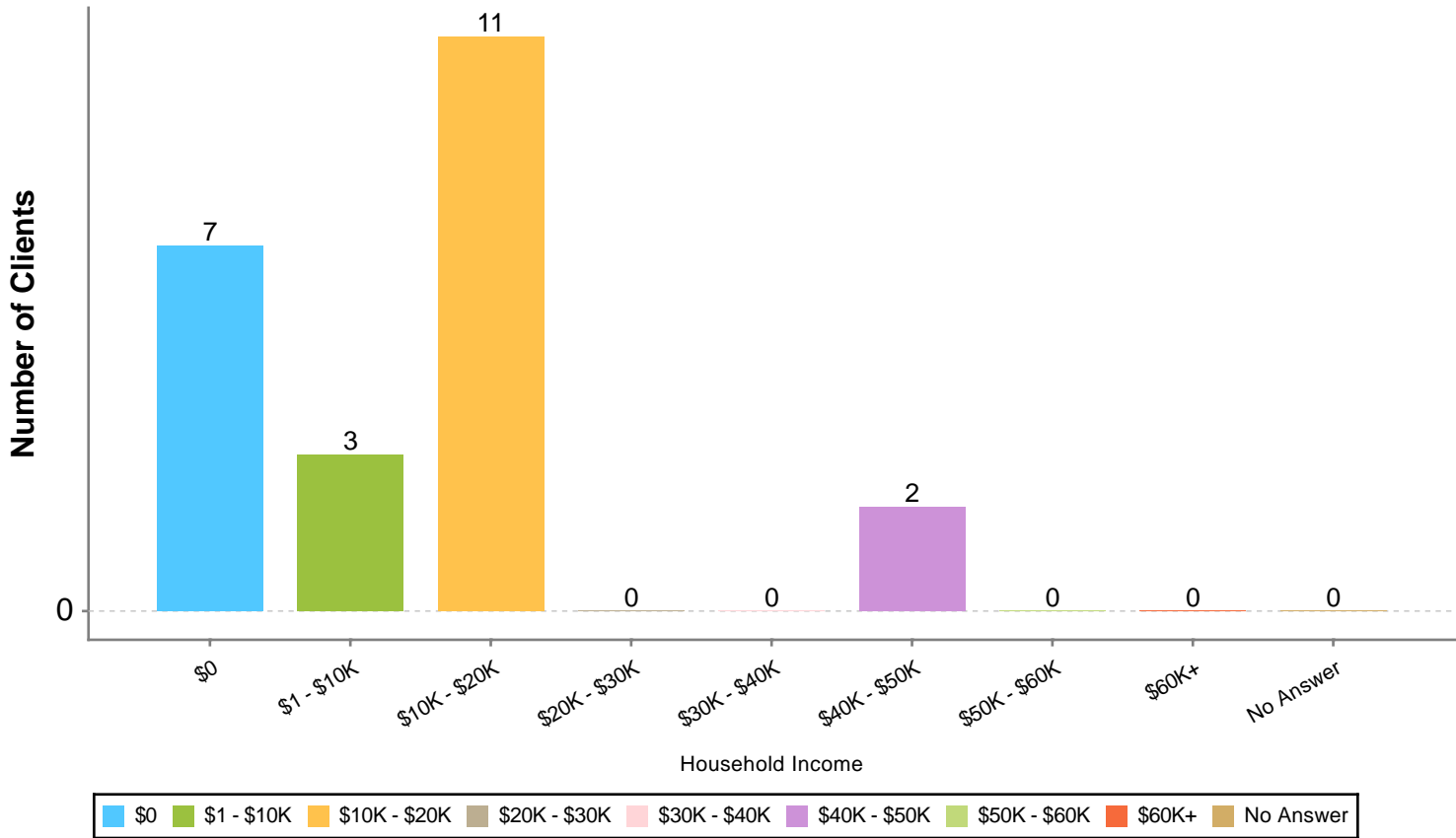
Prior Living Duration (Adults & HoHH)	# of Clients
One night or Less	3
Two to six nights	2
One week or more, but less than one month	2
One month or more, but less than 90 days	2
90 days or more, but less than one year	0
One year or longer	14
Client doesn't know	0
Client refused	0
No Answer	0
Total:	23

Individual Income (Adults & HoHH) Chart



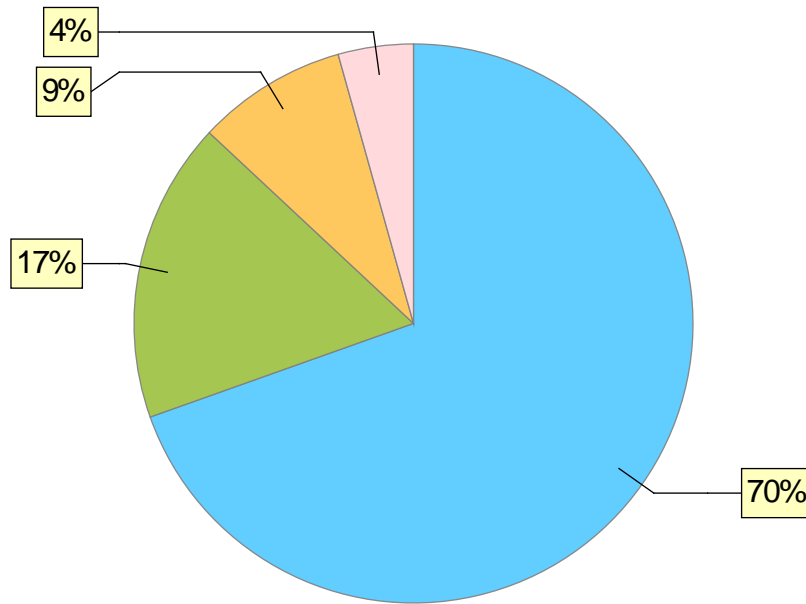
Individual Income (Adults & HoHH)	# of Clients
\$0	7
\$1 - \$10K	3
\$10K - \$20K	11
\$20K - \$30K	0
\$30K - \$40K	0
\$40K - \$50K	2
\$50K - \$60K	0
\$60K+	0
No Answer	0
Total:	23

Household Income Chart



Household Income	# of Clients
\$0	7
\$1 - \$10K	3
\$10K - \$20K	11
\$20K - \$30K	0
\$30K - \$40K	0
\$40K - \$50K	2
\$50K - \$60K	0
\$60K+	0
No Answer	0
Total:	23

SSN Validity Chart



● Full SSN Reported
 ● Approximate or partial SSN reported
 ● Client doesn't know
 ● No Answer

SSN Validity	# of Clients
Full SSN Reported	16
Approximate or partial SSN reported	4
Client doesn't know	2
Client refused	0
No Answer	1
Total:	23

Client Demographics Report

BFHP - Berkeley Food and Housing Project

Date Range: 01/01/2020 AND 03/31/2020

Veteran: All

Client Project Stays: All active

Programs

Services Only

BFHP-NA-SSO-Albany Housing Navigation-Alb

HUD Annual Performance Report (FY 2020)

CA-502 Alameda County/Oakland: BFHP - Berkeley Food and Housing Project

Report period 01/01/2020 - 03/31/2020

CoC category filter: Program CoC

Client Location filter: No

Funding Criteria: Not Based on Funding Source

As of 10/1/2017, HUD CoC grantees are now required to submit APR through the Sage HMIS Reporting Repository. You can find instructions for generating the report and submitting to Sage at the Clarity Help Center.

Q4a. Project Identifiers in HMIS

Organization Name	Organization ID	Project Name	Project ID	HMIS Project Type	Method for Tracking ES	Affiliated with a residential project	Project IDs of affiliations	CoC Number	Geocode	Victim Service Provider
BFHP - Berkeley Food and Housing Project	6	BFHP-NA-SSO-Albany Housing Navigation-Alb	162	6		0		CA-502	060324	0

HUD Annual Performance Report
(FY 2020)

**CA-502 Alameda County/Oakland: BFHP -
Berkeley Food and Housing Project**

Report period 01/01/2020 - 03/31/2020

CoC category filter: Program CoC

Client Location filter: No

Funding Criteria: Not Based on Funding Source

Q5a. Report Validations Table

Program Applicability: All Projects

Total number of persons served	23
Number of adults (age 18 or over)	21
Number of children (under age 18)	0
Number of persons with unknown age	2
Number of leavers	4
Number of adult leavers	4
Number of adult and head of household leavers	4
Number of stayers	19
Number of adult stayers	17
Number of veterans	0
Number of chronically homeless persons	11
Number of youth under age 25	1
Number of parenting youth under age 25 with children	0
Number of adult heads of household	21
Number of child and unknown-age heads of household	2
Heads of households and adult stayers in the project 365 days or more	7

HUD Annual Performance Report (FY 2020)

CA-502 Alameda County/Oakland: BFHP - Berkeley Food and Housing Project

Report period 01/01/2020 - 03/31/2020

CoC category filter: Program CoC

Client Location filter: No

Funding Criteria: Not Based on Funding Source

Q6a. Data Quality: Personally Identifiable Information

Program Applicability: All Projects

Data Element	Client Doesn't Know/Refused	Information Missing	Data Issues	Total	% of Error Rate
Name (3.1)	0	0	0	0	0.00%
Social Security Number (3.2)	2	1	5	8	34.78%
Date of Birth (3.3)	0	2	0	2	8.70%
Race (3.4)	1	1		2	8.70%
Ethnicity (3.5)	0	2		2	8.70%
Gender (3.6)	0	0		0	0.00%
Overall Score				9	39.13%

Q6b. Data Quality: Universal Data Elements

Program Applicability: All Projects

Data Element	Error Count	% of Error Rate
Veteran Status (3.7)	0	0.00%
Project Start Date (3.10)	0	0.00%
Relationship to Head of Household (3.15)	0	0.00%
Client Location (3.16)	0	0.00%
Disabling Condition (3.8)	1	4.35%

Q6c. Data Quality: Income and Housing Data Quality

Program Applicability: All Projects

Data Element	Error Count	% of Error Rate
Destination (3.12)	0	0.00%
Income and Sources (4.2) at Start	0	0.00%
Income and Sources (4.2) at Annual Assessment	6	85.71%
Income and Sources (4.2) at Exit	0	0.00%

HUD Annual Performance Report (FY 2020)

CA-502 Alameda County/Oakland: BFHP - Berkeley Food and Housing Project

Report period 01/01/2020 - 03/31/2020

CoC category filter: Program CoC

Client Location filter: No

Funding Criteria: Not Based on Funding Source

Q6d. Data Quality: Chronic Homelessness

Program Applicability: ES, SH, Street Outreach, TH & PH(All)

Entering into project type	Count of total records	Missing time in institution (3.917.2)	Missing time in housing (3.917.2)	Approximate Date started (3.9.17.3)	Number of times (3.9.17.4)	Number of months (3.9.17.5)	% of records unable to calculate
				DK/R/missing	DK/R/missing	DK/R/missing	
ES, SH, Street Outreach	0			0	0	0	0.00%
TH	0	0	0	0	0	0	0.00%
PH (all)	0	0	0	0	0	0	0.00%
Total	0						0.00%

Q6e. Data Quality: Timeliness

Program Applicability: All Projects

Time for Record Entry	Number of Project Start Records	Number of Project Exit Records
0 days	2	0
1-3 days	0	0
4-6 days	0	0
7-10 days	1	1
11+ days	8	3

Q6f. Data Quality: Inactive Records: Street Outreach and Emergency Shelter

Program Applicability: Street Outreach & ES-Night By Night

Data Element	# of Records	# of Inactive Records	% of Inactive Records
Contact (Adults and Heads of Household in Street Outreach or ES - NBN)	0	0	0.00%
Bed Night (All clients in ES - NBN)	0	0	0.00%

HUD Annual Performance Report (FY 2020)

CA-502 Alameda County/Oakland: BFHP - Berkeley Food and Housing Project

Report period 01/01/2020 - 03/31/2020

CoC category filter: Program CoC

Client Location filter: No

Funding Criteria: Not Based on Funding Source

Q7a. Number of Persons Served

Program Applicability: All Projects

	Total	Without Children	With Children and Adults	With Only Children	Unknown Household Type
Adults	21	21	0		0
Children	0		0	0	0
Client Doesn't Know/ Client Refused	0	0	0	0	0
Data Not Collected	2	0	0	0	2
Total	23	21	0	0	2
For PSH & RRH - the total persons served who moved into housing	0	0	0	0	0

Q7b. Point-in-Time Count of Persons on the Last Wednesday

Program Applicability: TH - PSH - Street Outreach - Services Only - SH - PH - RRH - CA

	Total	Without Children	With Children and Adults	With Only Children	Unknown Household Type
January	14	14	0	0	0
April	0	0	0	0	0
July	0	0	0	0	0
October	0	0	0	0	0

Q8a. Households Served

Program Applicability: All Projects

	Total	Without Children	With Children and Adults	With Only Children	Unknown Household Type
Total Households	23	21	0	0	2
For PSH & RRH - the total persons served who moved into housing	0	0	0	0	0

HUD Annual Performance Report
(FY 2020)

CA-502 Alameda County/Oakland: BFHP -
Berkeley Food and Housing Project

Report period 01/01/2020 - 03/31/2020

CoC category filter: Program CoC

Client Location filter: No

Funding Criteria: Not Based on Funding Source

Q8b. Point-in-Time Count of Households on the Last Wednesday

Program Applicability: All Projects

	Total	Without Children	With Children and Adults	With Only Children	Unknown Household Type
January	14	14	0	0	0
April	0	0	0	0	0
July	0	0	0	0	0
October	0	0	0	0	0

Q9a. Number of Persons Contacted

Program Applicability: ES Night By Night - Street Outreach

	All Persons Contacted	First contact - NOT staying on the Streets, ES, or SH	First contact - WAS staying on the Streets, ES, or SH	First contact - Worker unable to determine
Once	0	0	0	0
2-5 Times	0	0	0	0
6-9 Times	0	0	0	0
10+ Times	0	0	0	0
Total Persons Contacted	0	0	0	0

Q9b. Number of Persons Engaged

Program Applicability: ES Night By Night - Street Outreach

	All Persons Contacted	First contact - NOT staying on the Streets, ES, or SH	First contact - WAS staying on the Streets, ES, or SH	First contact - Worker unable to determine
Once	0	0	0	0
2-5 Contacts	0	0	0	0
6-9 Contacts	0	0	0	0
10+ Contacts	0	0	0	0
Total Persons Engaged	0	0	0	0
Rate of Engagement	0.00%	0.00%	0.00%	0.00%

HUD Annual Performance Report (FY 2020)

CA-502 Alameda County/Oakland: BFHP - Berkeley Food and Housing Project

Report period 01/01/2020 - 03/31/2020

CoC category filter: Program CoC

Client Location filter: No

Funding Criteria: Not Based on Funding Source

Q10a. Gender of Adults

Program Applicability: All Projects

	Total	Without Children	With Children and Adults	Unknown Household Type
Male	8	8	0	0
Female	13	13	0	0
Trans Female (MTF or Male to Female)	0	0	0	0
Trans Male (FTM or Female to Male)	0	0	0	0
Gender Non-Conforming (i.e. not exclusively male or female)	0	0	0	0
Client Doesn't Know/Client Refused	0	0	0	0
Data Not Collected	0	0	0	0
Subtotal	21	21	0	0

Q10b. Gender of Children

Program Applicability: All Projects

	Total	With Children and Adults	With Only Children	Unknown Household Type
Male	0	0	0	0
Female	0	0	0	0
Trans Female (MTF or Male to Female)	0	0	0	0
Trans Male (FTM or Female to Male)	0	0	0	0
Gender Non-Conforming (i.e. not exclusively male or female)	0	0	0	0
Client Doesn't Know/Client Refused	0	0	0	0
Data Not Collected	0	0	0	0
Subtotal	0	0	0	0

HUD Annual Performance Report (FY 2020)

CA-502 Alameda County/Oakland: BFHP - Berkeley Food and Housing Project

Report period 01/01/2020 - 03/31/2020

CoC category filter: Program CoC

Client Location filter: No

Funding Criteria: Not Based on Funding Source

Q10c. Gender of Persons Missing Age Information

Program Applicability: All Projects

	Total	Without Children	With Children and Adults	With Only Children	Unknown Household Type
Male	1		0		1
Female	1		0		1
Trans Female (MTF or Male to Female)	0		0		0
Trans Male (FTM or Female to Male)	0		0		0
Gender Non-Conforming (i.e. not exclusively male or female)	0		0		0
Client Doesn't Know/Client Refused	0		0		0
Data Not Collected	0		0		0
Subtotal	2		0		2

Q11. Age

Program Applicability: All Projects

	Total	Without Children	With Children and Adults	With Only Children	Unknown Household Type
Under 5	0		0	0	0
5-12	0		0	0	0
13-17	0		0	0	0
18-24	1	1	0		0
25-34	0	0	0		0
35-44	3	3	0		0
45-54	7	7	0		0
55-61	2	2	0		0
62+	8	8	0		0
Client Doesn't Know/ Client Refused	0	0	0	0	0
Data Not Collected	2	0	0	0	2
Total	23	21	0	0	2

HUD Annual Performance Report
(FY 2020)

CA-502 Alameda County/Oakland: BFHP -
Berkeley Food and Housing Project

Report period 01/01/2020 - 03/31/2020

CoC category filter: Program CoC

Client Location filter: No

Funding Criteria: Not Based on Funding Source

Q12a. Race

Program Applicability: All Projects

	Total	Without Children	With Children and Adults	With Only Children	Unknown Household Type
White	8	8	0	0	0
Black or African American	9	7	0	0	2
Asian	1	1	0	0	0
American Indian or Alaska Native	0	0	0	0	0
Native Hawaiian or Other Pacific Islander	1	1	0	0	0
Multiple Races	2	2	0	0	0
Client Doesn't Know/Client Refused	1	1	0	0	0
Data Not Collected	1	1	0	0	0
Total	23	21	0	0	2

Q12b. Ethnicity

Program Applicability: All Projects

	Total	Without Children	With Children and Adults	With Only Children	Unknown Household Type
Non-Hispanic/Non-Latino	19	19	0	0	0
Hispanic/Latino	2	2	0	0	0
Client Doesn't Know/Client Refused	0	0	0	0	0
Data Not Collected	2	0	0	0	2
Total	23	21	0	0	2

HUD Annual Performance Report
(FY 2020)

**CA-502 Alameda County/Oakland: BFHP -
Berkeley Food and Housing Project**

Report period 01/01/2020 - 03/31/2020

CoC category filter: Program CoC

Client Location filter: No

Funding Criteria: Not Based on Funding Source

Q13a1. Physical and Mental Health Conditions at Start

Program Applicability: All Projects

	Total	Without Children	Adults in HH with Children & Adults	Children in HH with Children & Adults	With Only Children	Unknown Household Type
Mental Health Problem	15	13	0	0	0	2
Alcohol Abuse	2	2	0	0	0	0
Drug Abuse	2	2	0	0	0	0
Both Alcohol and Drug Abuse	2	2	0	0	0	0
Chronic Health Condition	15	14	0	0	0	1
HIV/AIDS	0	0	0	0	0	0
Developmental Disability	5	4	0	0	0	1
Physical Disability	16	15	0	0	0	1

Q13b1. Physical and Mental Health Conditions at Exit

Program Applicability: All Projects

	Total	Without Children	Adults in HH with Children & Adults	Children in HH with Children & Adults	With Only Children	Unknown Household Type
Mental Health Problem	1	1	0	0	0	0
Alcohol Abuse	1	1	0	0	0	0
Drug Abuse	1	1	0	0	0	0
Both Alcohol and Drug Abuse	0	0	0	0	0	0
Chronic Health Condition	3	3	0	0	0	0
HIV/AIDS	0	0	0	0	0	0
Developmental Disability	0	0	0	0	0	0
Physical Disability	3	3	0	0	0	0

HUD Annual Performance Report (FY 2020)

CA-502 Alameda County/Oakland: BFHP - Berkeley Food and Housing Project

Report period 01/01/2020 - 03/31/2020

CoC category filter: Program CoC

Client Location filter: No

Funding Criteria: Not Based on Funding Source

Q13c1. Physical and Mental Health Conditions for Stayers

Program Applicability: All Projects

	Total	Without Children	Adults in HH with Children & Adults	Children in HH with Children & Adults	With Only Children	Unknown Household Type
Mental Health Problem	14	12	0	0	0	2
Alcohol Abuse	1	1	0	0	0	0
Drug Abuse	1	1	0	0	0	0
Both Alcohol and Drug Abuse	2	2	0	0	0	0
Chronic Health Condition	12	11	0	0	0	1
HIV/AIDS	0	0	0	0	0	0
Developmental Disability	5	4	0	0	0	1
Physical Disability	13	12	0	0	0	1

Q13a2. Number of Conditions at Start

Program Applicability: All Projects

	Total	Without Children	Adults in HH with Children & Adults	Children in HH with Children & Adults	With Only Children	Unknown Household Type
None	2	2	0	0	0	0
1 Condition	3	3	0	0	0	0
2 Conditions	4	3	0	0	0	1
3+ Conditions	14	13	0	0	0	1
Condition Unknown	0	0	0	0	0	0
Client Doesn't Know/Client Refused	0	0	0	0	0	0
Data Not Collected	0	0	0	0	0	0
Total	23	21	0	0	0	2

HUD Annual Performance Report (FY 2020)

CA-502 Alameda County/Oakland: BFHP - Berkeley Food and Housing Project

Report period 01/01/2020 - 03/31/2020

CoC category filter: Program CoC

Client Location filter: No

Funding Criteria: Not Based on Funding Source

Q13b2. Number of Conditions at Exit

Program Applicability: All Projects

	Total	Without Children	Adults in HH with Children & Adults	Children in HH with Children & Adults	With Only Children	Unknown Household Type
None	1	1	0	0	0	0
1 Condition	0	0	0	0	0	0
2 Conditions	1	1	0	0	0	0
3+ Conditions	2	2	0	0	0	0
Condition Unknown	0	0	0	0	0	0
Client Doesn't Know/Client Refused	0	0	0	0	0	0
Data Not Collected	0	0	0	0	0	0
Total	4	4	0	0	0	0

Q13c2. Number of Conditions for Stayers

Program Applicability: All Projects

	Total	Without Children	Adults in HH with Children & Adults	Children in HH with Children & Adults	With Only Children	Unknown Household Type
None	1	1	0	0	0	0
1 Condition	3	3	0	0	0	0
2 Conditions	3	2	0	0	0	1
3+ Conditions	12	11	0	0	0	1
Condition Unknown	0	0	0	0	0	0
Client Doesn't Know/Client Refused	0	0	0	0	0	0
Data Not Collected	0	0	0	0	0	0
Total	19	17	0	0	0	2

HUD Annual Performance Report
(FY 2020)

CA-502 Alameda County/Oakland: BFHP -
Berkeley Food and Housing Project

Report period 01/01/2020 - 03/31/2020

CoC category filter: Program CoC

Client Location filter: No

Funding Criteria: Not Based on Funding Source

Q14a. Domestic Violence History

Program Applicability: All Projects

	Total	Without Children	With Children and Adults	With Only Children	Unknown Household Type
Yes	4	4	0	0	0
No	19	17	0	0	2
Client Doesn't Know/Client Refused	0	0	0	0	0
Data Not Collected	0	0	0	0	0
Total	23	21	0	0	2

Q14b. Persons Fleeing Domestic Violence

Program Applicability: All Projects

	Total	Without Children	With Children and Adults	With Only Children	Unknown Household Type
Yes	1	1	0	0	0
No	3	3	0	0	0
Client Doesn't Know/Client Refused	0	0	0	0	0
Data Not Collected	0	0	0	0	0
Total	4	4	0	0	0

HUD Annual Performance Report (FY 2020)

CA-502 Alameda County/Oakland: BFHP - Berkeley Food and Housing Project

Report period 01/01/2020 - 03/31/2020

CoC category filter: Program CoC

Client Location filter: No

Funding Criteria: Not Based on Funding Source

Q15. Living Situation

Program Applicability: All Projects

	Total	Without Children	With Children and Adults	With Only Children	Unknown Household Type
Homeless Situations					
Emergency shelter, including hotel or motel paid for with emergency shelter voucher, or RHY-funded Host Home shelter	11	9	0	0	2
Transitional housing for homeless persons (including homeless youth)	0	0	0	0	0
Place not meant for habitation	7	7	0	0	0
Safe Haven	0	0	0	0	0
Host Home (non-crisis)	0	0	0	0	0
Subtotal	18	16	0	0	2
Institutional Settings					
Psychiatric hospital or other psychiatric facility	0	0	0	0	0
Substance abuse treatment facility or detox center	0	0	0	0	0
Hospital or other residential non-psychiatric medical facility	0	0	0	0	0
Jail, prison or juvenile detention facility	0	0	0	0	0
Foster care home or foster care group home	0	0	0	0	0
Long-term care facility or nursing home	0	0	0	0	0
Residential project or halfway house with no homeless criteria	0	0	0	0	0
Subtotal	0	0	0	0	0

HUD Annual Performance Report (FY 2020)

CA-502 Alameda County/Oakland: BFHP - Berkeley Food and Housing Project

Report period 01/01/2020 - 03/31/2020

CoC category filter: Program CoC

Client Location filter: No

Funding Criteria: Not Based on Funding Source

Q15. Living Situation

Program Applicability: All Projects

	Total	Without Children	With Children and Adults	With Only Children	Unknown Household Type
Other Locations					
Permanent housing (other than RRH) for formerly homeless persons	0	0	0	0	0
Owned by client, no ongoing housing subsidy	0	0	0	0	0
Owned by client, with ongoing housing subsidy	0	0	0	0	0
Rental by client, with RRH or equivalent subsidy	1	1	0	0	0
Rental by client, with HCV voucher (tenant or project based)	0	0	0	0	0
Rental by client in a public housing unit	0	0	0	0	0
Rental by client, no ongoing housing subsidy	2	2	0	0	0
Rental by client, with VASH housing subsidy	0	0	0	0	0
Rental by client, with GPD TIP housing subsidy	0	0	0	0	0
Rental by client, with other ongoing housing subsidy	2	2	0	0	0
Hotel or motel paid for without emergency shelter voucher	0	0	0	0	0
Staying or living in a friend's room, apartment or house	0	0	0	0	0
Staying or living in a family member's room, apartment or house	0	0	0	0	0
Client Doesn't Know/Client Refused	0	0	0	0	0
Data not collected	0	0	0	0	0
Subtotal	5	5	0	0	0
Total	23	21	0	0	2

HUD Annual Performance Report
(FY 2020)

**CA-502 Alameda County/Oakland: BFHP -
Berkeley Food and Housing Project**

Report period 01/01/2020 - 03/31/2020

CoC category filter: Program CoC

Client Location filter: No

Funding Criteria: Not Based on Funding Source

Q16. Cash Income - Ranges

Program Applicability: All Projects

	Income at Start	Income at Latest Annual Assessment for Stayers	Income at Exit for Leavers
No Income	5	0	0
\$1 - \$150	0	0	0
\$151 - \$250	0	0	0
\$251 - \$500	2	0	0
\$501 - \$1,000	4	1	0
\$1,001 - \$1,500	6	0	2
\$1,501 - \$2,000	2	0	1
\$2,001+	2	0	1
Client Doesn't Know/Client Refused	0	0	0
Data Not Collected	0	0	0
Number of adult stayers not yet required to have an annual assessment		10	
Number of adult stayers without required annual assessment		6	
Total Adults	21	17	4

HUD Annual Performance Report
(FY 2020)

CA-502 Alameda County/Oakland: BFHP -
Berkeley Food and Housing Project

Report period 01/01/2020 - 03/31/2020

CoC category filter: Program CoC

Client Location filter: No

Funding Criteria: Not Based on Funding Source

Q17. Cash Income - Sources

Program Applicability: All Projects

	Income at Start	Income at Latest Annual Assessment for Stayers	Income at Exit for Leavers
Earned Income	5	0	1
Unemployment Insurance	0	0	0
Supplemental Security Income (SSI)	6	0	1
Social Security Disability Insurance (SSDI)	3	1	2
VA Service - Connected Disability Compensation	0	0	0
VA Non-Service Connected Disability Pension	0	0	0
Private Disability Insurance	0	0	0
Worker's Compensation	0	0	0
Temporary Assistance for Needy Families (TANF)	0	0	0
General Assistance (GA)	1	0	0
Retirement Income from Social Security	2	0	0
Pension or retirement income from a former job	0	0	0
Child Support	0	0	0
Alimony and other spousal support	0	0	0
Other Source	0	0	0
Adults with Income Information at Start and Annual Assessment/Exit		1	4

HUD Annual Performance Report (FY 2020)

CA-502 Alameda County/Oakland: BFHP - Berkeley Food and Housing Project

Report period 01/01/2020 - 03/31/2020

CoC category filter: Program CoC

Client Location filter: No

Funding Criteria: Not Based on Funding Source

Q18. Client Cash Income Category - Earned/Other Income Category - by Start and Annual Assessment/Exit Status

Program Applicability: All Projects

Number of Adults By Income Category	Number of Adults at Start	Number of Adults at Annual Assessment (Stayers)	Number of Adults at Exit (Leavers)
Adults with Only Earned Income (i.e., Employment Income)	4	0	1
Adults with Only Other Income	11	1	3
Adults with Both Earned and Other Income	1	0	0
Adults with No Income	5	0	0
Adults with Client Doesn't Know/Client Refused Income Information	0	0	0
Adults with Missing Income Information	0	0	0
Number of adult stayers not yet required to have an annual assessment		10	
Number of adult stayers without required annual assessment		6	
Total Adults	21	17	4
1 or more source of income	16	1	4
Adults with Income Information at Start and Annual Assessment/Exit		1	4

HUD Annual Performance Report (FY 2020)

CA-502 Alameda County/Oakland: BFHP - Berkeley Food and Housing Project

Report period 01/01/2020 - 03/31/2020

CoC category filter: Program CoC

Client Location filter: No

Funding Criteria: Not Based on Funding Source

Q19a1. Client Cash Income Change - Income Source - by Start and Latest Status

Program Applicability: All Projects

Income Change by Income Category (Universe: Adult Stayers with Income Information at Start and Annual Assessment)	Had Income Category at Start and Did Not Have It at Annual Assessment	Retained Income Category But Had Less \$ at Annual Assessment Than at Start	Retained Income Category and Same \$ at Annual Assessment as at Start	Retained Income Category and Increased \$ at Annual Assessment	Did Not Have the Income Category at Start and Gained the Income Category at Annual Assessment	Did Not Have the Income Category at Start or at Annual Assessment	Total Adults (including those with No Income)	Performance Measure: Adults who Gained or Increased Income from Start to Annual Assessment, Average Gain	Performance Measure: Percent of persons who accomplished this measure
Number of Adults with Earned Income (i.e., Employment Income)	0	0	0	0	0	1	1	0	0.00%
Average Change in Earned Income	0.00	0.00		0.00	0.00			0.00	
Number of Adults with Other Income	0	0	1	0	0	0	1	0	0.00%
Average Change in Other Income	0.00	0.00		0.00	0.00			0.00	
Number of Adults with Any Income (i.e., Total Income)	0	0	1	0	0	0	1	0	0.00%
Average Change in Overall Income	0.00	0.00		0.00	0.00		0.00	0.00	

HUD Annual Performance Report (FY 2020)

CA-502 Alameda County/Oakland: BFHP - Berkeley Food and Housing Project

Report period 01/01/2020 - 03/31/2020

CoC category filter: Program CoC

Client Location filter: No

Funding Criteria: Not Based on Funding Source

Q19a2. Client Cash Income Change - Income Source - by Start and Exit

Program Applicability: All Projects

Income Change by Income Category (Universe: Adult Leavers with Income Information at Start and Exit)	Had Income Category at Start and Did Not Have It at Exit	Retained Income Category But Had Less \$ at Exit Than at Start	Retained Income Category and Same \$ at Exit as at Start	Retained Income Category and Increased \$ at Exit	Did Not Have the Income Category at Start and Gained the Income Category at Exit	Did Not Have the Income Category at Start or at Exit	Total Adults (including those with No Income)	Performance Measure: Adults who Gained or Increased Income from Start to Exit, Average Gain	Performance Measure: Percent of persons who accomplished this measure
Number of Adults with Earned Income (i.e., Employment Income)	0	0	1	0	0	3	4	0	0.00%
Average Change in Earned Income	0.00	0.00		0.00	0.00			0.00	
Number of Adults with Other Income	0	0	2	1	0	1	4	1	25.00%
Average Change in Other Income	0.00	0.00		737.00	0.00			737.00	
Number of Adults with Any Income (i.e., Total Income)	0	0	3	1	0	0	4	1	25.00%
Average Change in Overall Income	0.00	0.00		737.00	0.00		184.25	737.00	

HUD Annual Performance Report (FY 2020)

CA-502 Alameda County/Oakland: BFHP - Berkeley Food and Housing Project

Report period 01/01/2020 - 03/31/2020

CoC category filter: Program CoC

Client Location filter: No

Funding Criteria: Not Based on Funding Source

Q19b. Disabling Conditions and Income for Adults at Exit

Program Applicability: All Projects

	AO: Adult with Disabling Condition	AO: Adult without Disabling Condition	AO: Total Adults	AO: % with Disabling Condition by Source	AC: Adult with Disabling Condition	AC: Adult without Disabling Condition	AC: Total Adults	AC: % with Disabling Condition by Source	UK: Adult with Disabling Condition	UK: Adult without Disabling Condition	UK: Total Adults	UK: % with Disabling Condition by Source
Earned Income	0	1	1	0.00%	0	0	0	0.00%	0	0	0	0.00%
Supplemental Security Income (SSI)	1	0	1	100.00%	0	0	0	0.00%	0	0	0	0.00%
Social Security Disability Insurance (SSDI)	2	0	2	100.00%	0	0	0	0.00%	0	0	0	0.00%
VA Service - Connected Disability Compensation	0	0	0	0.00%	0	0	0	0.00%	0	0	0	0.00%
Private Disability Insurance	0	0	0	0.00%	0	0	0	0.00%	0	0	0	0.00%
Worker's Compensation	0	0	0	0.00%	0	0	0	0.00%	0	0	0	0.00%
Temporary Assistance for Needy Families (TANF)	0	0	0	0.00%	0	0	0	0.00%	0	0	0	0.00%
Retirement Income from Social Security	0	0	0	0.00%	0	0	0	0.00%	0	0	0	0.00%
Pension or retirement income from a former job	0	0	0	0.00%	0	0	0	0.00%	0	0	0	0.00%
Child Support	0	0	0	0.00%	0	0	0	0.00%	0	0	0	0.00%
Other source	0	0	0	0.00%	0	0	0	0.00%	0	0	0	0.00%
No Sources	0	0	0	0.00%	0	0	0	0.00%	0	0	0	0.00%
Unduplicated Total Adults	3	1	4		0	0	0		0	0	0	

HUD Annual Performance Report
(FY 2020)

**CA-502 Alameda County/Oakland: BFHP -
Berkeley Food and Housing Project**

Report period 01/01/2020 - 03/31/2020

CoC category filter: Program CoC

Client Location filter: No

Funding Criteria: Not Based on Funding Source

Q20a. Type of Non-Cash Benefit Sources

Program Applicability: All Projects

	Benefit at Start	Benefit at Latest Annual Assessment for Stayers	Benefit at Exit for Leavers
Supplemental Nutrition Assistance Program (SNAP) (Previously known as Food Stamps)	5	0	2
Special Supplemental Nutrition Program for Women, Infants and Children (WIC)	0	0	0
TANF Child Care Services	0	0	0
TANF Transportation Services	0	0	0
Other TANF-Funded Services	0	0	0
Other Source	0	0	0

Q20b. Number of Non-Cash Benefit Sources

Program Applicability: All Projects

	Benefit at Start	Benefit at Latest Annual Assessment for Stayers	Benefit at Exit for Leavers
No Sources	16	1	2
1 + Source(s)	5	0	2
Client Doesn't Know/Client Refused	0	0	0
Data Not Collected/Not stayed long enough for Annual Assessment	0	16	0
Total	21	17	4

HUD Annual Performance Report
(FY 2020)

**CA-502 Alameda County/Oakland: BFHP -
Berkeley Food and Housing Project**

Report period 01/01/2020 - 03/31/2020

CoC category filter: Program CoC

Client Location filter: No

Funding Criteria: Not Based on Funding Source

Q21. Health Insurance

Program Applicability: All Projects

	At Start	At Annual Assessment for Stayers	At Exit for Leavers
MEDICAID	12	1	2
MEDICARE	4	0	1
State Children's Health Insurance Program	0	0	0
Veteran's Administration (VA) Medical Services	0	0	0
Employer - Provided Health Insurance	2	0	1
Health Insurance obtained through COBRA	0	0	0
Private Pay Health Insurance	0	0	0
State Health Insurance for Adults	0	0	0
Indian Health Services Program	0	0	0
Other	0	0	0
No Health Insurance	6	0	0
Client Doesn't Know/Client Refused	0	0	0
Data not Collected	0	6	0
Number of Stayers not yet Required To Have an Annual Assessment		12	
1 Source of Health Insurance	16	1	4
More than 1 Source of Health Insurance	1	0	0

HUD Annual Performance Report
(FY 2020)

CA-502 Alameda County/Oakland: BFHP -
Berkeley Food and Housing Project

Report period 01/01/2020 - 03/31/2020

CoC category filter: Program CoC

Client Location filter: No

Funding Criteria: Not Based on Funding Source

Q22a1. Length of Participation - CoC Projects

Program Applicability: All Projects

	Total	Leavers	Stayers
30 days or less	8	0	8
31 to 60 days	1	1	0
61 to 90 days	2	1	1
91 to 180 days	1	0	1
181 to 365 days	3	1	2
366 to 730 days (1-2 Yrs)	6	1	5
731 to 1,095 days (2-3 Yrs)	2	0	2
1,096 to 1,460 days (3-4 Yrs)	0	0	0
1,461 to 1,825 days (4-5 Yrs)	0	0	0
More than 1,825 days (> 5 Yrs)	0	0	0
Data Not Collected	0	0	0
Total	23	4	19

Q22b. Average and Median Length of Participation in Days

Program Applicability: All Projects

	Leavers	Stayers
Average Length	228	253
Median Length	205	114

HUD Annual Performance Report
(FY 2020)

**CA-502 Alameda County/Oakland: BFHP -
Berkeley Food and Housing Project**

Report period 01/01/2020 - 03/31/2020

CoC category filter: Program CoC

Client Location filter: No

Funding Criteria: Not Based on Funding Source

Q22c. RRH Length of Time between Project Start Date and Housing Move-in Date

Program Applicability: PH - Rapid Re-Housing; PH - Permanent Supportive Housing

	Total	Without Children	With Children and Adults	With Only Children	Unknown Household Type
7 days or less	0	0	0	0	0
8 to 14 days	0	0	0	0	0
15 to 21 days	0	0	0	0	0
22 to 30 days	0	0	0	0	0
31 to 60 days	0	0	0	0	0
61 to 180 days	0	0	0	0	0
181 to 365 days	0	0	0	0	0
366 to 730 days (1-2 Yrs)	0	0	0	0	0
Total (persons moving into housing)	0	0	0	0	0
Average length of time to housing	0	0	0	0	0
Persons who were exited without move-in	0	0	0	0	0
Total persons	0	0	0	0	0

HUD Annual Performance Report
(FY 2020)

**CA-502 Alameda County/Oakland: BFHP -
Berkeley Food and Housing Project**

Report period 01/01/2020 - 03/31/2020

CoC category filter: Program CoC

Client Location filter: No

Funding Criteria: Not Based on Funding Source

Q22e. Length of Time Prior to Housing - based on 3.917 Date Homelessness Started

Program Applicability: ES, TH, PSH, SH, PH & RRH.

	Total	Without Children	With Children and Adults	With Only Children	Unknown Household Type
7 days or less	0	0	0	0	0
8 to 14 days	0	0	0	0	0
15 to 21 days	0	0	0	0	0
22 to 30 days	0	0	0	0	0
31 to 60 days	0	0	0	0	0
61 to 180 days	0	0	0	0	0
181 to 365 days	0	0	0	0	0
366 to 730 days (1-2 Yrs)	0	0	0	0	0
731 days or more	0	0	0	0	0
Total (persons moved into housing)	0	0	0	0	0
Not yet moved into housing	0	0	0	0	0
Data not collected	0	0	0	0	0
Total persons	0	0	0	0	0

HUD Annual Performance Report (FY 2020)

CA-502 Alameda County/Oakland: BFHP - Berkeley Food and Housing Project

Report period 01/01/2020 - 03/31/2020

CoC category filter: Program CoC

Client Location filter: No

Funding Criteria: Not Based on Funding Source

Q23c. Exit Destination

Program Applicability: All Projects

	Total	Without Children	With Children and Adults	With Only Children	Unknown Household Type
Permanent Destinations					
Moved from one HOPWA funded project to HOPWA PH	0	0	0	0	0
Owned by client, no ongoing housing subsidy	0	0	0	0	0
Owned by client, with ongoing housing subsidy	0	0	0	0	0
Rental by client, no ongoing housing subsidy	2	2	0	0	0
Rental by client, with VASH housing subsidy	0	0	0	0	0
Rental by client, with GPD TIP housing subsidy	0	0	0	0	0
Rental by client, with other ongoing housing subsidy	0	0	0	0	0
Permanent housing (other than RRH) for formerly homeless persons	0	0	0	0	0
Staying or living with family, permanent tenure	0	0	0	0	0
Staying or living with friends, permanent tenure	0	0	0	0	0
Rental by client, with RRH or equivalent subsidy	0	0	0	0	0
Rental by client, with HCV voucher (tenant or project based)	0	0	0	0	0
Rental by client in a public housing unit	0	0	0	0	0
Subtotal	2	2	0	0	0

HUD Annual Performance Report
(FY 2020)

CA-502 Alameda County/Oakland: BFHP -
Berkeley Food and Housing Project

Report period 01/01/2020 - 03/31/2020

CoC category filter: Program CoC

Client Location filter: No

Funding Criteria: Not Based on Funding Source

Q23c. Exit Destination

Program Applicability: All Projects

	Total	Without Children	With Children and Adults	With Only Children	Unknown Household Type
Temporary Destinations					
Emergency shelter, including hotel or motel paid for with emergency shelter voucher, or RHY-funded Host Home shelter	0	0	0	0	0
Moved from one HOPWA funded project to HOPWA TH	0	0	0	0	0
Transitional housing for homeless persons (including homeless youth)	0	0	0	0	0
Staying or living with family, temporary tenure (e.g. room, apartment or house)	1	1	0	0	0
Staying or living with friends, temporary tenure (e.g. room, apartment or house)	0	0	0	0	0
Place not meant for habitation (e.g., a vehicle, an abandoned building, bus / train / subway station / airport or anywhere outside)	1	1	0	0	0
Safe Haven	0	0	0	0	0
Hotel or motel paid for without emergency shelter voucher	0	0	0	0	0
Host Home (non-crisis)	0	0	0	0	0
Subtotal	2	2	0	0	0

HUD Annual Performance Report (FY 2020)

CA-502 Alameda County/Oakland: BFHP - Berkeley Food and Housing Project

Report period 01/01/2020 - 03/31/2020

CoC category filter: Program CoC

Client Location filter: No

Funding Criteria: Not Based on Funding Source

Q23c. Exit Destination

Program Applicability: All Projects

	Total	Without Children	With Children and Adults	With Only Children	Unknown Household Type
Institutional Settings					
Foster care home or group foster care home	0	0	0	0	0
Psychiatric hospital or other psychiatric facility	0	0	0	0	0
Substance abuse treatment facility or detox center	0	0	0	0	0
Hospital or other residential non-psychiatric medical facility	0	0	0	0	0
Jail, prison, or juvenile detention facility	0	0	0	0	0
Long-term care facility or nursing home	0	0	0	0	0
Subtotal	0	0	0	0	0
Other Destinations					
Residential project or halfway house with no homeless criteria	0	0	0	0	0
Deceased	0	0	0	0	0
Other	0	0	0	0	0
Client Doesn't Know/Client Refused	0	0	0	0	0
Data Not Collected (no exit interview completed)	0	0	0	0	0
Subtotal	0	0	0	0	0
Total	4	4	0	0	0
Total persons exiting to positive housing destinations	2	2	0	0	0
Total persons whose destinations excluded them from the calculation	0	0	0	0	0
Percentage	50.00%	50.00%	0.00%	0.00%	0.00%

HUD Annual Performance Report
(FY 2020)

CA-502 Alameda County/Oakland: BFHP -
Berkeley Food and Housing Project

Report period 01/01/2020 - 03/31/2020

CoC category filter: Program CoC

Client Location filter: No

Funding Criteria: Not Based on Funding Source

Q25a. Number of Veterans

Program Applicability: All Projects

	Total	Without Children	With Children and Adults	Unknown Household Type
Chronically Homeless Veteran	0	0	0	0
Non-Chronically Homeless Veteran	0	0	0	0
Not a Veteran	21	21	0	0
Client Doesn't Know/Client Refused	0	0	0	0
Data Not Collected	0	0	0	0
Total	21	21	0	0

Q25b. Number of Veteran Households

Program Applicability: All Projects

	Total	Without Children	With Children and Adults	Unknown Household Type
Chronically Homeless Veteran	0	0	0	0
Non-Chronically Homeless Veteran	0	0	0	0
Not a Veteran	21	21	0	0
Client Doesn't Know/Client Refused	0	0	0	0
Data Not Collected	0	0	0	0
Total	21	21	0	0

HUD Annual Performance Report
(FY 2020)

**CA-502 Alameda County/Oakland: BFHP -
Berkeley Food and Housing Project**

Report period 01/01/2020 - 03/31/2020

CoC category filter: Program CoC

Client Location filter: No

Funding Criteria: Not Based on Funding Source

Q25c. Gender - Veterans

Program Applicability: All Projects

	Total	Without Children	With Children and Adults	Unknown Household Type
Male	0	0	0	0
Female	0	0	0	0
Trans Female (MTF or Male to Female)	0	0	0	0
Trans Male (FTM or Female to Male)	0	0	0	0
Gender Non-Conforming (i.e. not exclusively male or female)	0	0	0	0
Client Doesn't Know/ Client Refused	0	0	0	0
Data not collected	0	0	0	0
Total	0	0	0	0

Q25d. Age - Veterans

Program Applicability: All Projects

	Total	Without Children	With Children and Adults	Unknown Household Type
18-24	0	0	0	0
25-34	0	0	0	0
35-44	0	0	0	0
45-54	0	0	0	0
55-61	0	0	0	0
62+	0	0	0	0
Client Doesn't Know/ Client Refused				
Data Not Collected				
Total	0	0	0	0

HUD Annual Performance Report
(FY 2020)

CA-502 Alameda County/Oakland: BFHP -
Berkeley Food and Housing Project

Report period 01/01/2020 - 03/31/2020

CoC category filter: Program CoC

Client Location filter: No

Funding Criteria: Not Based on Funding Source

Q25e. Physical and Mental Health Conditions Veterans

Program Applicability: All Projects

	Conditions At Start	Conditions at Latest Assessment for Stayers	Conditions at Exit for Leavers
Mental Health Problem	0	0	0
Alcohol Abuse	0	0	0
Drug Abuse	0	0	0
Both Alcohol and Drug Abuse	0	0	0
Chronic Health Condition	0	0	0
HIV/AIDS	0	0	0
Developmental Disability	0	0	0
Physical Disability	0	0	0

Q25f. Cash Income Category - Income Category - by Start and Annual /Exit Status - Veterans

Program Applicability: All Projects

Number of Veterans By Income Category	Number of Veterans at Start	Number of Veterans at Annual Assessment (Stayers)	Number of Veterans at Exit (Leavers)
Veterans with Only Earned Income (i.e., Employment Income)	0	0	0
Veterans with Only Other Income	0	0	0
Veterans with Both Earned and Other Income	0	0	0
Veterans with No Income	0	0	0
Veterans with Client Doesn't Know/Client Refused Income Information	0	0	0
Veterans with Missing Income Information	0	0	0
Number of Veterans not yet required to have an annual assessment		0	
Number of Veterans without required annual assessment		0	
Total Veterans	0	0	0

HUD Annual Performance Report
(FY 2020)

**CA-502 Alameda County/Oakland: BFHP -
Berkeley Food and Housing Project**

Report period 01/01/2020 - 03/31/2020

CoC category filter: Program CoC

Client Location filter: No

Funding Criteria: Not Based on Funding Source

Q25g. Type of Cash Income Sources - Veterans

Program Applicability: All Projects

	Income at Start	Income at Latest Annual Assessment for Stayers	Income at Exit for Leavers
Earned Income	0	0	0
Unemployment Insurance	0	0	0
Supplemental Security Income (SSI)	0	0	0
Social Security Disability Insurance (SSDI)	0	0	0
VA Service - Connected Disability Compensation	0	0	0
VA Non-Service Connected Disability Pension	0	0	0
Private Disability Insurance	0	0	0
Worker's Compensation	0	0	0
Temporary Assistance for Needy Families (TANF)	0	0	0
General Assistance (GA)	0	0	0
Retirement Income from Social Security	0	0	0
Pension or retirement income from a former job	0	0	0
Child Support	0	0	0
Alimony and other spousal support	0	0	0
Other Source	0	0	0
Veterans with Income Information at Start and Annual Assessment/Exit		0	0

HUD Annual Performance Report
(FY 2020)

**CA-502 Alameda County/Oakland: BFHP -
Berkeley Food and Housing Project**

Report period 01/01/2020 - 03/31/2020

CoC category filter: Program CoC

Client Location filter: No

Funding Criteria: Not Based on Funding Source

Q25h. Type of Non-Cash Benefit Sources - Veterans

Program Applicability: All Projects

	Benefit at Start	Benefit at Latest Annual Assessment for Stayers	Benefit at Exit for Leavers
Supplemental Nutrition Assistance Program (SNAP) (Previously known as Food Stamps)	0	0	0
Special Supplemental Nutrition Program for Women, Infants and Children (WIC)	0	0	0
TANF Child Care Services	0	0	0
TANF Transportation Services	0	0	0
Other TANF-Funded Services	0	0	0
Other Source	0	0	0

HUD Annual Performance Report
(FY 2020)

CA-502 Alameda County/Oakland: BFHP -
Berkeley Food and Housing Project

Report period 01/01/2020 - 03/31/2020

CoC category filter: Program CoC

Client Location filter: No

Funding Criteria: Not Based on Funding Source

Q25i. Exit Destination - Veterans

Program Applicability: All Projects

	Total	Without Children	With Children and Adults	With Only Children	Unknown Household Type
Permanent Destinations					
Moved from one HOPWA funded project to HOPWA PH	0	0	0		0
Owned by client, no ongoing housing subsidy	0	0	0		0
Owned by client, with ongoing housing subsidy	0	0	0		0
Rental by client, no ongoing housing subsidy	0	0	0		0
Rental by client, with VASH housing subsidy	0	0	0		0
Rental by client, with GPD TIP housing subsidy	0	0	0		0
Rental by client, with other ongoing housing subsidy	0	0	0		0
Permanent housing (other than RRH) for formerly homeless persons	0	0	0		0
Staying or living with family, permanent tenure	0	0	0		0
Staying or living with friends, permanent tenure	0	0	0		0
Rental by client, with RRH or equivalent subsidy	0	0	0		0
Rental by client, with HCV voucher (tenant or project based)	0	0	0		0
Rental by client in a public housing unit	0	0	0		0
Subtotal	0	0	0		0

HUD Annual Performance Report
(FY 2020)

CA-502 Alameda County/Oakland: BFHP -
Berkeley Food and Housing Project

Report period 01/01/2020 - 03/31/2020

CoC category filter: Program CoC

Client Location filter: No

Funding Criteria: Not Based on Funding Source

Q25i. Exit Destination - Veterans

Program Applicability: All Projects

	Total	Without Children	With Children and Adults	With Only Children	Unknown Household Type
Temporary Destinations					
Emergency shelter, including hotel or motel paid for with emergency shelter voucher, or RHY-funded Host Home shelter	0	0	0		0
Moved from one HOPWA funded project to HOPWA TH	0	0	0		0
Transitional housing for homeless persons (including homeless youth)	0	0	0		0
Staying or living with family, temporary tenure (e.g. room, apartment or house)	0	0	0		0
Staying or living with friends, temporary tenure (e.g. room, apartment or house)	0	0	0		0
Place not meant for habitation (e.g., a vehicle, an abandoned building, bus / train / subway station / airport or anywhere outside)	0	0	0		0
Safe Haven	0	0	0		0
Hotel or motel paid for without emergency shelter voucher	0	0	0		0
Host Home (non-crisis)	0	0	0		0
Subtotal	0	0	0		0

HUD Annual Performance Report (FY 2020)

CA-502 Alameda County/Oakland: BFHP - Berkeley Food and Housing Project

Report period 01/01/2020 - 03/31/2020

CoC category filter: Program CoC

Client Location filter: No

Funding Criteria: Not Based on Funding Source

Q25i. Exit Destination - Veterans

Program Applicability: All Projects

	Total	Without Children	With Children and Adults	With Only Children	Unknown Household Type
Institutional Settings					
Foster care home or group foster care home	0	0	0		0
Psychiatric hospital or other psychiatric facility	0	0	0		0
Substance abuse treatment facility or detox center	0	0	0		0
Hospital or other residential non-psychiatric medical facility	0	0	0		0
Jail, prison, or juvenile detention facility	0	0	0		0
Long-term care facility or nursing home	0	0	0		0
Subtotal	0	0	0		0
Other Destinations					
Residential project or halfway house with no homeless criteria	0	0	0		0
Deceased	0	0	0		0
Other	0	0	0		0
Client Doesn't Know/Client Refused	0	0	0		0
Data Not Collected (no exit interview completed)	0	0	0		0
Subtotal	0	0	0		0
Total	0	0	0		0
Total persons exiting to positive housing destinations	0	0	0		0
Total persons whose destinations excluded them from the calculation	0	0	0		0
Percentage	0.00%	0.00%	0.00%		0.00%

HUD Annual Performance Report
(FY 2020)

CA-502 Alameda County/Oakland: BFHP -
Berkeley Food and Housing Project

Report period 01/01/2020 - 03/31/2020

CoC category filter: Program CoC

Client Location filter: No

Funding Criteria: Not Based on Funding Source

Q26a. Chronic Homeless Status - Number of Households w/at least one or more CH person

Program Applicability: All Projects

	Total	Without Children	With Children and Adults	With Only Children	Unknown Household Type
Chronically Homeless	11	11	0	0	0
Not Chronically Homeless	12	10	0	0	2
Client Doesn't Know/Client Refused	0	0	0	0	0
Data Not Collected	0	0	0	0	0
Total	23	21	0	0	2

Q26b. Number of Chronically Homeless Persons by Household

Program Applicability: All Projects

	Total	Without Children	With Children and Adults	With Only Children	Unknown Household Type
Chronically Homeless	11	11	0	0	0
Not Chronically Homeless	12	10	0	0	2
Client Doesn't Know/Client Refused	0	0	0	0	0
Data Not Collected	0	0	0	0	0
Total	23	21	0	0	2

HUD Annual Performance Report
(FY 2020)

CA-502 Alameda County/Oakland: BFHP -
Berkeley Food and Housing Project

Report period 01/01/2020 - 03/31/2020

CoC category filter: Program CoC

Client Location filter: No

Funding Criteria: Not Based on Funding Source

Q26c. Gender of Chronically Homeless Persons

Program Applicability: All Projects

	Total	Without Children	With Children and Adults	With Only Children	Unknown Household Type
Male	3	3	0	0	0
Female	8	8	0	0	0
Trans Female (MTF or Male to Female)	0	0	0	0	0
Trans Male (FTM or Female to Male)	0	0	0	0	0
Gender Non-Conforming (i.e. not exclusively male or female)	0	0	0	0	0
Client Doesn't Known/ Client Refused	0	0	0	0	0
Data Not Collected	0	0	0	0	0
Total	11	11	0	0	0

Q26d. Age of Chronically Homeless Persons

Program Applicability: All Projects

	Total	Without Children	With Children and Adults	With Only Children	Unknown Household Type
0-17	0		0	0	0
18-24	1	1	0		0
25-34	0	0	0		0
35-44	1	1	0		0
45-54	6	6	0		0
55-61	1	1	0		0
62+	2	2	0		0
Client Doesn't Know/ Client Refused	0	0	0		0
Data Not Collected	0	0	0		0
Total	11	11	0	0	0

HUD Annual Performance Report (FY 2020)

CA-502 Alameda County/Oakland: BFHP - Berkeley Food and Housing Project

Report period 01/01/2020 - 03/31/2020

CoC category filter: Program CoC

Client Location filter: No

Funding Criteria: Not Based on Funding Source

Q26e. Physical and Mental Health Conditions - Chronically Homeless Persons

Program Applicability: All Projects

	Conditions At Start	Conditions at Latest Assessment for Stayers	Conditions at Exit for Leavers
Mental Health Problem	8	7	1
Alcohol Abuse	1	0	1
Drug Abuse	1	0	1
Both Alcohol and Drug Abuse	2	2	0
Chronic Health Condition	8	6	2
HIV/AIDS	0	0	0
Developmental Disability	2	2	0
Physical Disability	8	6	2

Q26f. Client Cash Income - Chronically Homeless Persons

Program Applicability: All Projects

Number of Chronically Homeless Persons By Income Category	Number of Chronically Homeless Persons at Start	Number of Chronically Homeless Persons at Annual Assessment (Stayers)	Number of Chronically Homeless Persons at Exit (Leavers)
Chronically Homeless Persons with Only Earned Income (i.e., Employment Income)	2	0	0
Chronically Homeless Persons with Only Other Income	8	1	2
Chronically Homeless Persons with Both Earned and Other Income	0	0	0
Chronically Homeless Persons with No Income	1	0	0
Chronically Homeless Persons with Client Doesn't Know/Client Refused Income Information	0	0	0
Chronically Homeless Persons with Missing Income Information	0	0	0
Number of Chronically Homeless Persons not yet required to have an annual assessment		6	
Number of Chronically Homeless Persons without required annual assessment		2	
Total Chronically Homeless Persons	11	9	2

HUD Annual Performance Report
(FY 2020)

CA-502 Alameda County/Oakland: BFHP -
Berkeley Food and Housing Project

Report period 01/01/2020 - 03/31/2020

CoC category filter: Program CoC

Client Location filter: No

Funding Criteria: Not Based on Funding Source

Q26g. Type of Cash Income Sources - Chronically Homeless Persons

Program Applicability: All Projects

	Income at Start	Income at Latest Annual Assessment for Stayers	Income at Exit for Leavers
Earned Income	2	0	0
Unemployment Insurance	0	0	0
Supplemental Security Income (SSI)	4	0	0
Social Security Disability Insurance (SSDI)	3	1	2
VA Service - Connected Disability Compensation	0	0	0
VA Non-Service Connected Disability Pension	0	0	0
Private Disability Insurance	0	0	0
Worker's Compensation	0	0	0
Temporary Assistance for Needy Families (TANF)	0	0	0
General Assistance (GA)	1	0	0
Retirement Income from Social Security	0	0	0
Pension or retirement income from a former job	0	0	0
Child Support	0	0	0
Alimony and other spousal support	0	0	0
Other Source	0	0	0
Chronic Homeless Persons with Income Information at Start and Annual Assessment/Exit		1	2

HUD Annual Performance Report
(FY 2020)

**CA-502 Alameda County/Oakland: BFHP -
Berkeley Food and Housing Project**

Report period 01/01/2020 - 03/31/2020

CoC category filter: Program CoC

Client Location filter: No

Funding Criteria: Not Based on Funding Source

Q26h. Type of Non-Cash Income Sources - Chronically Homeless Persons

Program Applicability: All Projects

	Benefit at Start	Benefit at Latest Annual Assessment for Stayers	Benefit at Exit for Leavers
Supplemental Nutrition Assistance Program (SNAP) (Previously known as Food Stamps)	4	0	2
Special Supplemental Nutrition Program for Women, Infants and Children (WIC)	0	0	0
TANF Child Care Services	0	0	0
TANF Transportation Services	0	0	0
Other TANF-Funded Services	0	0	0
Other Source	0	0	0

HUD Annual Performance Report (FY 2020)

CA-502 Alameda County/Oakland: BFHP - Berkeley Food and Housing Project

Report period 01/01/2020 - 03/31/2020

CoC category filter: Program CoC

Client Location filter: No

Funding Criteria: Not Based on Funding Source

Q27a. Age of Youth

Program Applicability: All Projects

	Total	Without Children	With Children and Adults	With Only Children	Unknown Household Type
12-17	0		0	0	
18-24	1	1	0		
Client Doesn't Know/ Client Refused					
Data Not Collected					
Total	1	1	0	0	

Q27b. Parenting Youth

Program Applicability: All Projects

	Total parenting youth	Total children of parenting youth	Total Persons	Total Households
Parent youth < 18	0	0	0	0
Parent youth 18 to 24	0	0	0	0

Q27c. Gender - Youth

Program Applicability: All Projects

	Total	Without Children	With Children and Adults	With Only Children	Unknown Household Type
Male	0	0	0	0	0
Female	1	1	0	0	0
Trans Female (MTF or Male to Female)	0	0	0	0	0
Trans Male (FTM or Female to Male)	0	0	0	0	0
Gender Non-Conforming (i.e. not exclusively male or female)	0	0	0	0	0
Client Doesn't Know/ Client Refused	0	0	0	0	0
Data Not Collected	0	0	0	0	0
Total	1	1	0	0	0

HUD Annual Performance Report (FY 2020)

CA-502 Alameda County/Oakland: BFHP - Berkeley Food and Housing Project

Report period 01/01/2020 - 03/31/2020

CoC category filter: Program CoC

Client Location filter: No

Funding Criteria: Not Based on Funding Source

Q27d. Living Situation - Youth (HoH only)

Program Applicability: All Projects

	Total	Without Children	With Children and Adults	With Only Children	Unknown Household Type
Homeless Situations					
Emergency shelter, including hotel or motel paid for with emergency shelter voucher, or RHY-funded Host Home shelter	0	0	0	0	0
Transitional housing for homeless persons (including homeless youth)	0	0	0	0	0
Place not meant for habitation	1	1	0	0	0
Safe Haven	0	0	0	0	0
Host Home (non-crisis)	0	0	0	0	0
Subtotal	1	1	0	0	0
Institutional Settings					
Psychiatric hospital or other psychiatric facility	0	0	0	0	0
Substance abuse treatment facility or detox center	0	0	0	0	0
Hospital or other residential non-psychiatric medical facility	0	0	0	0	0
Jail, prison or juvenile detention facility	0	0	0	0	0
Foster care home or foster care group home	0	0	0	0	0
Long-term care facility or nursing home	0	0	0	0	0
Residential project or halfway house with no homeless criteria	0	0	0	0	0
Subtotal	0	0	0	0	0

HUD Annual Performance Report (FY 2020)

CA-502 Alameda County/Oakland: BFHP - Berkeley Food and Housing Project

Report period 01/01/2020 - 03/31/2020

CoC category filter: Program CoC

Client Location filter: No

Funding Criteria: Not Based on Funding Source

Q27d. Living Situation - Youth (HoH only)

Program Applicability: All Projects

	Total	Without Children	With Children and Adults	With Only Children	Unknown Household Type
Other Locations					
Permanent housing (other than RRH) for formerly homeless persons	0	0	0	0	0
Owned by client, no ongoing housing subsidy	0	0	0	0	0
Owned by client, with ongoing housing subsidy	0	0	0	0	0
Rental by client, with RRH or equivalent subsidy	0	0	0	0	0
Rental by client, with HCV voucher (tenant or project based)	0	0	0	0	0
Rental by client in a public housing unit	0	0	0	0	0
Rental by client, no ongoing housing subsidy	0	0	0	0	0
Rental by client, with VASH housing subsidy	0	0	0	0	0
Rental by client, with GPD TIP housing subsidy	0	0	0	0	0
Rental by client, with other ongoing housing subsidy	0	0	0	0	0
Hotel or motel paid for without emergency shelter voucher	0	0	0	0	0
Staying or living in a friend's room, apartment or house	0	0	0	0	0
Staying or living in a family member's room, apartment or house	0	0	0	0	0
Client Doesn't Know/Client Refused	0	0	0	0	0
Data not collected	0	0	0	0	0
Subtotal	0	0	0	0	0
Total	1	1	0	0	0

HUD Annual Performance Report
(FY 2020)

**CA-502 Alameda County/Oakland: BFHP -
Berkeley Food and Housing Project**

Report period 01/01/2020 - 03/31/2020

CoC category filter: Program CoC

Client Location filter: No

Funding Criteria: Not Based on Funding Source

Q27e. Length of Participation - Youth

Program Applicability: All Projects

	Total	Leavers	Stayers
30 days or less	0	0	0
31 to 60 days	0	0	0
61 to 90 days	0	0	0
91 to 180 days	0	0	0
181 to 365 days	0	0	0
366 to 730 days (1-2 Yrs)	1	0	1
731 to 1,095 days (2-3 Yrs)	0	0	0
1,096 to 1,460 days (3-4 Yrs)	0	0	0
1,461 to 1,825 days (4-5 Yrs)	0	0	0
More than 1,825 days (> 5 Yrs)	0	0	0
Data Not Collected			
Total	1	0	1

HUD Annual Performance Report
(FY 2020)

CA-502 Alameda County/Oakland: BFHP -
Berkeley Food and Housing Project

Report period 01/01/2020 - 03/31/2020

CoC category filter: Program CoC

Client Location filter: No

Funding Criteria: Not Based on Funding Source

Q27f. Exit Destination - Youth

Program Applicability: All Projects

	Total	Without Children	With Children and Adults	With Only Children	Unknown Household Type
Permanent Destinations					
Moved from one HOPWA funded project to HOPWA PH	0	0	0	0	0
Owned by client, no ongoing housing subsidy	0	0	0	0	0
Owned by client, with ongoing housing subsidy	0	0	0	0	0
Rental by client, no ongoing housing subsidy	0	0	0	0	0
Rental by client, with VASH housing subsidy	0	0	0	0	0
Rental by client, with GPD TIP housing subsidy	0	0	0	0	0
Rental by client, with other ongoing housing subsidy	0	0	0	0	0
Permanent housing (other than RRH) for formerly homeless persons	0	0	0	0	0
Staying or living with family, permanent tenure	0	0	0	0	0
Staying or living with friends, permanent tenure	0	0	0	0	0
Rental by client, with RRH or equivalent subsidy	0	0	0	0	0
Rental by client, with HCV voucher (tenant or project based)	0	0	0	0	0
Rental by client, with RRH or equivalent subsidy	0	0	0	0	0
Subtotal	0	0	0	0	0

HUD Annual Performance Report
(FY 2020)

CA-502 Alameda County/Oakland: BFHP -
Berkeley Food and Housing Project

Report period 01/01/2020 - 03/31/2020

CoC category filter: Program CoC

Client Location filter: No

Funding Criteria: Not Based on Funding Source

Q27f. Exit Destination - Youth

Program Applicability: All Projects

	Total	Without Children	With Children and Adults	With Only Children	Unknown Household Type
Temporary Destinations					
Emergency shelter, including hotel or motel paid for with emergency shelter voucher, or RHY-funded Host Home shelter	0	0	0	0	0
Moved from one HOPWA funded project to HOPWA TH	0	0	0	0	0
Transitional housing for homeless persons (including homeless youth)	0	0	0	0	0
Staying or living with family, temporary tenure (e.g. room, apartment or house)	0	0	0	0	0
Staying or living with friends, temporary tenure (e.g. room, apartment or house)	0	0	0	0	0
Place not meant for habitation (e.g., a vehicle, an abandoned building, bus / train / subway station / airport or anywhere outside)	0	0	0	0	0
Safe Haven	0	0	0	0	0
Hotel or motel paid for without emergency shelter voucher	0	0	0	0	0
Host Home (non-crisis)	0	0	0	0	0
Subtotal	0	0	0	0	0

HUD Annual Performance Report (FY 2020)

CA-502 Alameda County/Oakland: BFHP - Berkeley Food and Housing Project

Report period 01/01/2020 - 03/31/2020

CoC category filter: Program CoC

Client Location filter: No

Funding Criteria: Not Based on Funding Source

Q27f. Exit Destination - Youth

Program Applicability: All Projects

	Total	Without Children	With Children and Adults	With Only Children	Unknown Household Type
Institutional Settings					
Foster care home or group foster care home	0	0	0	0	0
Psychiatric hospital or other psychiatric facility	0	0	0	0	0
Substance abuse treatment facility or detox center	0	0	0	0	0
Hospital or other residential non-psychiatric medical facility	0	0	0	0	0
Jail, prison, or juvenile detention facility	0	0	0	0	0
Long-term care facility or nursing home	0	0	0	0	0
Subtotal	0	0	0	0	0
Other Destinations					
Residential project or halfway house with no homeless criteria	0	0	0	0	0
Deceased	0	0	0	0	0
Other	0	0	0	0	0
Client Doesn't Know/Client Refused	0	0	0	0	0
Data Not Collected (no exit interview completed)	0	0	0	0	0
Subtotal	0	0	0	0	0
Total	0	0	0	0	0
Total persons exiting to positive housing destinations	0	0	0	0	0
Total persons whose destinations excluded them from the calculation	0	0	0	0	0
Percentage	0.00%	0.00%	0.00%	0.00%	0.00%

HUD Annual Performance Report
(FY 2020)

CA-502 Alameda County/Oakland: BFHP -
Berkeley Food and Housing Project

Report period 01/01/2020 - 03/31/2020

CoC category filter: Program CoC

Client Location filter: No

Funding Criteria: Not Based on Funding Source

Q27g. Cash Income - Sources - Youth

Program Applicability: All Projects

	Income at Start	Income at Latest Annual Assessment for Stayers	Income at Exit for Leavers
Earned Income	0	0	0
Unemployment Insurance	0	0	0
Supplemental Security Income (SSI)	0	0	0
Social Security Disability Insurance (SSDI)	0	0	0
VA Service - Connected Disability Compensation	0	0	0
VA Non-Service Connected Disability Pension	0	0	0
Private Disability Insurance	0	0	0
Worker's Compensation	0	0	0
Temporary Assistance for Needy Families (TANF)	0	0	0
General Assistance (GA)	0	0	0
Retirement Income from Social Security	0	0	0
Pension or retirement income from a former job	0	0	0
Child Support	0	0	0
Alimony and other spousal support	0	0	0
Other Source	0	0	0
Chronic Homeless Persons with Income Information at Start and Annual Assessment/Exit		0	0

HUD Annual Performance Report
(FY 2020)

**CA-502 Alameda County/Oakland: BFHP -
Berkeley Food and Housing Project**

Report period 01/01/2020 - 03/31/2020

CoC category filter: Program CoC

Client Location filter: No

Funding Criteria: Not Based on Funding Source

Q27h. Client Cash Income Category - Earned/Other Income Category - by Start and Annual Assessment/Exit Status - Youth

Program Applicability: All Projects

Number of Youth By Income Category	Number of Youth at Start	Number of Youth at Annual Assessment (Stayers)	Number of Youth at Exit (Leavers)
Youth with Only Earned Income (i.e., Employment Income)	0	0	0
Youth with Only Other Income	0	0	0
Youth with Both Earned and Other Income	0	0	0
Youth with No Income	1	0	0
Youth with Client Doesn't Know/Client Refused Income Information	0	0	0
Youth with Missing Income Information	0	0	0
Number of youth stayers not yet required to have an annual assessment		0	
Number of youth stayers without required annual assessment		1	
Total Youth	1	1	0
1 or more source of income	0	0	0
Youth with Income Information at Start and Annual Assessment/Exit		0	0

HUD Annual Performance Report (FY 2020)

CA-502 Alameda County/Oakland: BFHP - Berkeley Food and Housing Project

Report period 01/01/2020 - 03/31/2020

CoC category filter: Program CoC

Client Location filter: No

Funding Criteria: Not Based on Funding Source

Q27i. Disabling Conditions and Income for Youth at Exit

Program Applicability: All Projects

	AO: Youth with Disabling Condition	AO: Youth without Disabling Condition	AO: Total Youth	AO: % with Disabling Condition by Source	AC: Youth with Disabling Condition	AC: Youth without Disabling Condition	AC: Total Youth	AC: % with Disabling Condition by Source	CO: Youth with Disabling Condition	CO: Youth without Disabling Condition	CO: Total Youth	CO: % with Disabling Condition by Source	UK: Youth with Disabling Condition	UK: Youth without Disabling Condition	UK: Total Youth	UK: % with Disabling Condition by Source
Earned Income	0	0	0	0.00%	0	0	0	0.00%	0	0	0	0.00%	0	0	0	0.00%
Supplemental Security Income (SSI)	0	0	0	0.00%	0	0	0	0.00%	0	0	0	0.00%	0	0	0	0.00%
Social Security Disability Insurance (SSDI)	0	0	0	0.00%	0	0	0	0.00%	0	0	0	0.00%	0	0	0	0.00%
VA Service - Connected Disability Compensation	0	0	0	0.00%	0	0	0	0.00%	0	0	0	0.00%	0	0	0	0.00%
Private Disability Insurance	0	0	0	0.00%	0	0	0	0.00%	0	0	0	0.00%	0	0	0	0.00%
Worker's Compensation	0	0	0	0.00%	0	0	0	0.00%	0	0	0	0.00%	0	0	0	0.00%
Temporary Assistance for Needy Families (TANF)	0	0	0	0.00%	0	0	0	0.00%	0	0	0	0.00%	0	0	0	0.00%
Retirement Income from Social Security	0	0	0	0.00%	0	0	0	0.00%	0	0	0	0.00%	0	0	0	0.00%
Pension or retirement income from a former job	0	0	0	0.00%	0	0	0	0.00%	0	0	0	0.00%	0	0	0	0.00%
Child Support	0	0	0	0.00%	0	0	0	0.00%	0	0	0	0.00%	0	0	0	0.00%
Other source	0	0	0	0.00%	0	0	0	0.00%	0	0	0	0.00%	0	0	0	0.00%
No Sources	0	0	0	0.00%	0	0	0	0.00%	0	0	0	0.00%	0	0	0	0.00%
Unduplicated Total Youth	0	0	0		0	0	0		0	0	0		0	0	0	